



Nepal Monitoring & Evaluation Framework for the REDD+ R-PP process

Prepared by
REDD-Forestry and Climate Change Cell
Ministry of Forests and Soil Conservation
Nepal

December, 2013

TABLE OF CONTENTS

ACRONYMS	ii
1. Introduction	3
1.1 Background	3
1.2 The REDD+ Context in Nepal	3
1.3 Establishing an M&E framework	4
2. Proposed Results-Chain	7
3. Logical Framework	10
3. Performance Measurement Framework	23
4. Reporting	37
ANNEX 1: REPORTING TEMPLATE FOR PC	47
ANNEX 2: STAKEHOLDERS CONSULTED FOR THE ELABORATION OF THE M&E FRAMEWORK	72

ACRONYMS

Acronym	Definition
CF	Carbon Fund
CSOs	Civil Society Organizations
DFRS	Division of Forest Research and Soils
DFO	District Forest Office
ER	Emission Reduction
ERPA	Emission Reduction Program agreement
ESMF	Environmental and Social Management Framework
FCPF	Forest Carbon Partnership Facility
FECOFUN	Federation of Community Forestry Users of Nepal
FGRM	Feedback and grievance redress mechanism
FMT	Facility Management Team
FPIC	Free, Prior and Informed Consent
FRA	Forest Resources Assessment
GD	Government department
GoN	Government of Nepal
GRM	Grant Reporting and Monitoring
I	Impact
IPCC	Intergovernmental Panel on Climate Change
IPs	Indigenous Peoples
LFA	Logical Framework Approach
M&E	Monitoring and Evaluation
MoFSC	Ministry of Forests and Soil Conservation
MoU	Memorandum of Understanding
MRV	Monitoring, Reporting, Verification,
MSF	Multi-Stakeholder Forum
MSFP	Multi-Stakeholder Forestry Program
MTR	Mid-term Progress Report
n/a	Not applicable / not available
NGO	Non-governmental Organization
O	Outcome
PD	Project document
PIN	Program Idea Note
PC	Participants Committee
PMF	Performance Measurement Framework
PR	Public Relations
REDD	Reduction of Emissions from Deforestation and Forest Degradation
REL	Reference Emission Level
R-Package	Readiness Package
R-PP	REDD Preparation Plan
RPAN	Readiness Preparation Assessment Note
RT	Reporting Template (refers to REDD+ Annual Country Progress Reporting template)
RWG	REDD Working Group
SESA	Strategic Environmental and Social Assessment
SMART	Specific, Measurable, Achievable, Relevant, Time-bound
Tbd	To be defined
TORs	Terms of Reference
WS	Workshop

1. INTRODUCTION

1.1 Background

At FCPF PC14 in Washington, at the end of a process that took place over more than a year, Participants endorsed the final version of the M&E framework for the FCPF at the Facility. As part of the implementation of this framework, a number of Facility level performance indicators will have to be informed by the performance data collected directly by the countries supported by FCPF. Indeed, the Facility level framework identifies these indicators and the process through which this should happen. In particular, a country reporting framework has been developed, as part of the Facility level framework, to ensure that all relevant information expected to be generated by the countries, is reported back to FMT and the PC, on a regular basis.

In parallel, as part of the Readiness Preparation Plan (R-PP) process, countries are asked to develop their own M&E framework for the REDD+ readiness preparation process (see R-PP template version 6 which specifies the requirements and provide guidance in this respect). It is thus important to ensure that these country level M&E frameworks are properly developed to measure national progress on the national REDD+ process under FCPF and at the same time make provisions for all the global Facility level indicators that are to be informed - following preset intervals at the Facility level - by the country level M&E framework.

In this context, to help ensure that both the Facility level and country level M&E frameworks are properly implemented, FMT has been tasked to provide technical assistance to three pilot countries (Liberia, Nepal and probably Costa Rica) in the development of their country level M&E framework, as part of the R-PP process. These pilots are meant to act as demonstrations to guide other FCPF supported countries as they develop/fine-tune their own frameworks.

REDD Cell would like to thank all contributors who directly and indirectly provided inputs and feedbacks to complete this framework. Special thanks to Dietrich Busacker from Baastel consultants for his technical assistance in developing the framework.

1.2 The REDD+ Context in Nepal

After a thorough consultation and participatory process, the Nepal R-PP document has been finalized and approved in September 2010. Nepal has been among the first cohort of countries to sign a R-PP grant with the FCPF on March 29, 2011.

Nepal definitively has a high potential for REDD+. As stated in the R-PP *“Nepal’s landscape and forest endowment reflects its topographic, physiographic and cultural diversity and results in a complex mosaic of agriculture and forests. The area of the country is 14.78 million ha, of which forest covers about 5.8 million ha i.e. 39.6% of this. With population growth and forest product and land demands, deforestation and degradation of the forest could be aggravated in the years to come, affecting the livelihoods of a large number of forest-dependent people and Nepal’s environmental sustainability”*. Analysis shows that the drivers of deforestation and forest degradation are diverse, complex and different in the various physiographic regions.

The Government of Nepal (GoN) is committed to REDD through reversing deforestation and forest degradation, conservation of existing forest and enhancing forest carbon stocks, while addressing livelihoods concerns at the same time. In addition, Nepal has demonstrated that community involvement in forest management can significantly contribute to reducing deforestation and forest degradation especially in the Mid-Hills and that this significantly contributes to forest conservation and enhancement of carbon stocks.



For each of the R-PP components as defined in the R-PP template, the Nepal R-PP document describes in detail and what has been achieved to date, and the activities to be implemented during the R-PP project in order for Nepal to be ready for REDD+ within 3 years. Those activities have been duly assessed in terms of financial needs within each component, consolidated into a global budget of US\$7,480 million to fully implement the R-PP. Total funding provided from the FCPF is US\$3,400,000. A further US\$4,080,000 has been pledged from development partners, including the DIFID/SDC, Finland, Japan and USAID. A Government contribution of \$335,000 over four years has been foreseen, mainly for seconded staff. Of these funds US\$2.518 million have been provided so far about 7 month before the end of the R-PP grant. An extension of at least 18 months will therefore be unavoidable in order to accomplish the Readiness-package

The existing REDD+ Implementation Framework for Nepal builds on inclusion and consultative processes with different institutions/groups:

- The Apex Body is a high-level policy coordination committee chaired by the Minister of the MoFSC. The main role of the body is multi-sectoral coordination and cooperation for the planning and implementation of REDD activities at the highest level. It endorses plans related to REDD and forestry and climate change. In addition, it provides advice, oversees and monitors the planning process and the implementation of activities on REDD. Normally, it meets in every six months.
- The REDD+ Working group (RWG) under the leadership of A REDD Working Group (RWG) under the leadership of the Secretary, MoFSC is functional. It ensures the institutional representation of different forestry stakeholders during the process. The members were nominated by the MoFSC, considering their degree of involvement during their professional and institutional career on forestry and climate change related issues. Currently, the RWG includes nine members representing government, indigenous peoples groups, community forest user groups, private sector, and development partners.
- The REDD-Forestry and Climate Change Cell, under the MoFSC is the lead institution to undertake REDD readiness activities in Nepal. The REDD Cell is responsible for coordinating the readiness process at the national and sub-national levels among diverse stakeholders.
- REDD Stakeholders' Forum serves as the principal outreach and communication platform provides feedback throughout the process. It was created by decision of the RWG for consultation and enhancing ownership of the REDD process It is coordinated by the REDD Cell, and includes representatives from the private sector, civil society, media, government organizations, community-based organizations, local and international NGOs, donors, academia, research organizations, and all stakeholders interested in the Climate Change and the REDD process.

Nepal has made progress in setting up the institutional framework for stakeholder participation and in policy reforms. 6 piloting projects are under way including one that develops standard methods of carbon measurements. Nevertheless to date, R-PP implementation in Nepal is not as advanced as expected. An extension of the Readiness preparation grant implementation period till 06/2015 will be necessary. The mid-term report provides as reasons that Nepal is in a complex political transformation phase and that different complementary projects of other Donors have been delayed. Also the fact that there has been no strategic planning and Monitoring & Evaluation so far, may have contributed to the delays.

1.3 Establishing an M&E framework

Whereas in Component 6 of the R-PP the foreseen monitoring mechanism is described including the role of different structures and a simple M&E framework with a number of indicators and benchmarks is presented in Annex-6.1, the proposed M&E Framework and indicators have not been further developed into a results based monitoring system nor systematically been used for monitoring and reporting so far. Besides quarterly financial



monitoring and reporting to the World Bank on the grant, the REDD Cell is reporting quarterly & annually to the MoFSC comparing planned and achieved activities.

In addition, as mentioned above, the global FCPF level requires country based information to inform the Facility level M&E framework recently set-up. Hence, there is a need to integrate the monitoring and reporting and to align the different formats in order to avoid double work and to satisfy the information need of all stakeholders. Therefore, there is a need to further develop the different components of the M&E framework, defining the results sought during the R-PP implementation process, and SMART¹ indicators enabling regular monitoring and reporting.

The M&E framework is meant to encompass all key building blocks required for the effective monitoring and evaluation of the results achieved by during the R-PP process:

- The monitoring function refers to the continuous process of performance reporting (annually with semi-annual update for FCPF reporting) and tends to limit itself to the assessment of the effectiveness and efficiency in program delivery.
- The evaluation function takes place at set intervals (typically mid-term/phase and final evaluations). Evaluations take a bird's eye view, and cast a wider net covering all five OECD/DAC criteria to assess the Relevance, Effectiveness, Efficiency, Impact and Sustainability in program achievements. In doing so, they also assess governance and management systems, including the monitoring function itself.

The two central building blocks upon which this country level M&E framework rests are:

- **The Result Chain and Logical Framework**, which together provide a strategic overview of the R-PP process, by illustrating the main results to be achieved, how they link to each other and their associated performance indicators. They provide a frame to focus both the monitoring and evaluation efforts at the country level.
- **The Performance Measurement Framework (PMF)**, which is the key internal management tool to be used by the REDD+ Cell to manage the collection, analysis and reporting on the performance data that must nourish the monitoring and evaluation functions. It captures key elements of expected results of the R-PP process at country level, by outlining proposed indicators for each results level, targets, baselines, frequency of data collection, data sources and methods, as well as responsibilities for this data collection and consolidation.

1/An Analysis of strategic and contractual documents like the R-PP, the grant agreement, the readiness preparation proposal assessment note and the Mid-term Progress Report and the Investment Plan for the extension was done in order to identify intended outputs, outcomes and indicators in these documents. While using the MTR and the investment plan for the grant extension, new elements initially not planned for in the grant agreement have been introduced, other updated.

2/Results-Chain

The first step of the work was to capture the strategic goals of the R-PP process in a results chain. This involved identifying/defining the outputs, outcomes and expected impacts of the R-PP activities, which has been realized on the basis of the detailed structure and activities presented in the R-PP document.

3/Logical framework

From the Results-chain, a logical framework (logframe) was designed, defining performance indicators for each of the project outputs, outcomes and impacts, as well as assumptions to be monitored.

¹Specific, Measurable, Achievable, Relevant and Time-bound



4/ Performance Measurement Framework (PMF)

A complete PMF was then established. The PMF includes baseline and target values for each indicator, as well as responsibilities and timing for indicator data collection.

5/ Consultation of key stakeholders in order to collect opinions and remarks on the Results-Chain as well as on the proposed indicators, and to ensure transparency and appropriation was undertaken. Consultation occurred in three steps: (i) meetings in Kathmandu with the REDD+ Cell to discuss the results-chain and the initial draft logframe prepared; (ii) participating observation at a meeting of the stakeholder forum (iii) consultation at a distance on the first complete draft PMF and on annual targets; comments received were integrated into the PMF proposed in this document; (iii) a validation meeting in the multi-stakeholder meeting has been organized July 2013.

6/ Reporting framework: based on the 6-month reporting template proposed in the program-level M&E framework, milestones and annual targets have been informed in order to facilitate further country reporting. A first draft 6-month report will then be prepared on this basis.

7/On the basis of the draft report, a **PowerPoint presentation** will be prepared jointly by the REDD cell presenting highlights and difficulties of Nepal's progress towards readiness including lessons on the use of the proposed reporting format, for a 20 minutes presentation in PC15 in Lombok in July 2013.

8/The PMF has been discussed and amended in working groups at the multi-stakeholder meeting July 30, 2013. The commented version has been sent to the consultant together with additional comments received by FECOFUN. Where ever methodological possible the comments have been incorporated into the PMF. Conflicting comments have been clarified between the consultant and the REDD Cell. For comments not taken up or in a different manner a response sheet has been prepared for transparency. In addition, most of the missing targets and baseline have been filled in so that a **final report** including an updated PMF for Nepal R-PP implementation has been prepared.

9/ The **first annual progress report** according to the new reporting template will be established by the REDD Cell, consulted with stakeholders and sent to the FCPF FMT.

Monitoring and evaluation

Continuous **monitoring** of the project results will constitute a key management tool for the REDD Cell to effectively track the R-PP process in Nepal. As mentioned above, regular monitoring reports should be prepared at a minimum every 6 months and used to inform R-PP donors on the program's delivery. In the case of the FCPF, as presented in section 4 of this report, monitoring reports will be used by the Facility Management Team to prepare FCPF annual reports and their 6-month updates.

Evaluation of the R-PP process is also a key element of the M&E framework. Generally, independent evaluations are planned (i) at mid-term in order to assess program progress and formulate recommendations to improve the delivery of results; and (ii) at the end of the project, in order to establish a clear picture of program achievements and recommendations for future programming. As part of the R-PP process, a Mid-Term Progress Report is planned. According to the reporting template agreed², it shall include:

1. An overview of the progress made in the implementation of the R-PP
2. An analysis of progress achieved in those activities funded by the FCPF Readiness Preparation Grant
3. An updated financing plan for the overall Readiness preparation activities, including funds pledged by, and a brief description of activities supported by, other development partners
4. A review of the REDD Country Participant's compliance with the Common Approach

²FCPF Readiness Fund, Process for Submitting and Reviewing Mid-Term Progress Reports and Requests for Additional Funding by Participating REDD+ Countries, August 27, 2012



5. Grant Reporting and Monitoring report (GRM) (or equivalent Delivery Partner report, as per Delivery Partner's standard operational policies and procedures)
6. Summary statement of request for additional funding to the FCPF

Towards the end of the R-PP process, in addition to the completion report prepared by the Delivery Partner, there is the opportunity to undertake a Readiness Package Assessment which aims to "(i) provide REDD Country Participants an opportunity to self-assess progress on REDD+ readiness, and to identify remaining gaps and further needs, (ii) demonstrate a REDD Country Participant's commitment to REDD+, and to (iii) generate feedback and guidance through a comprehensive assessment by the country and the PC³". It should be noted however that according to Resolution PC12/2012/1, the preparation of an R-Package and its submission for PC review are voluntary and not a reporting requirement under the FCPF Readiness Fund.

Role of multi- stakeholders is important in monitoring at various levels as part of this M&E framework. In Nepal, CSO and IP representatives are meeting regularly together with other stakeholders and the REDD cell in a multi – stakeholder forum and they are also represented in the REDD+ Working Group (RWG). This working group has to validate the country mid-term progress report, as well as the R-package assessment before they are submitted to the PC. It is also proposed that the semi-annual progress reports from the countries that are proposed under this M&E Framework be validated by the RWG. The IPs and CSOs therefore have a voice, through set national processes to participate in the monitoring of national progress. In addition, to the extent that IPs and CSO get direct funding from FCPF (through capacity building activities in particular), they would be expected to report on their own progress, as well as to participate in with local communities in the collection of some of the necessary data and thus provide information on a number of indicators for monitoring purposes to the REDD Cell.

2. PROPOSED RESULTS-CHAIN

A first step to approach the intervention logic of the R-PP consists in drafting a visual model of the expected results and how they are interwoven. The proposed Results-chain for Nepal R-PP has been built from the detailed activities, proposed objectives for the project, as well as the expected results for each component as per FCPF guidance.

First of all, four inter mediate impacts or long-term results of the R-PP process have been defined on the basis of the R-PP document and consultations conducted:

- Improved forest governance
- Reduced emissions from deforestation and forest degradation from Pilot schemes
- Nepal enters into an international REDD+ funding modality
- Equitable benefit sharing of REDD+ funding ensured

Those impacts are meant to be achieved when the REDD-readiness process is completed at the conclusion of the R-PP process and to last throughout the implementation of REDD+. They are distinct from global impacts expected from a REDD+ mechanism, such as emission reductions, the enhancement of livelihoods of forest-dependent communities and biodiversity conservation, which are far beyond the REDD readiness process and what can be measured by this R-PP Monitoring and Evaluation framework. There are shown to express the long-term vision and its alignment with, for example, the overall objectives of the FCPF Charter.

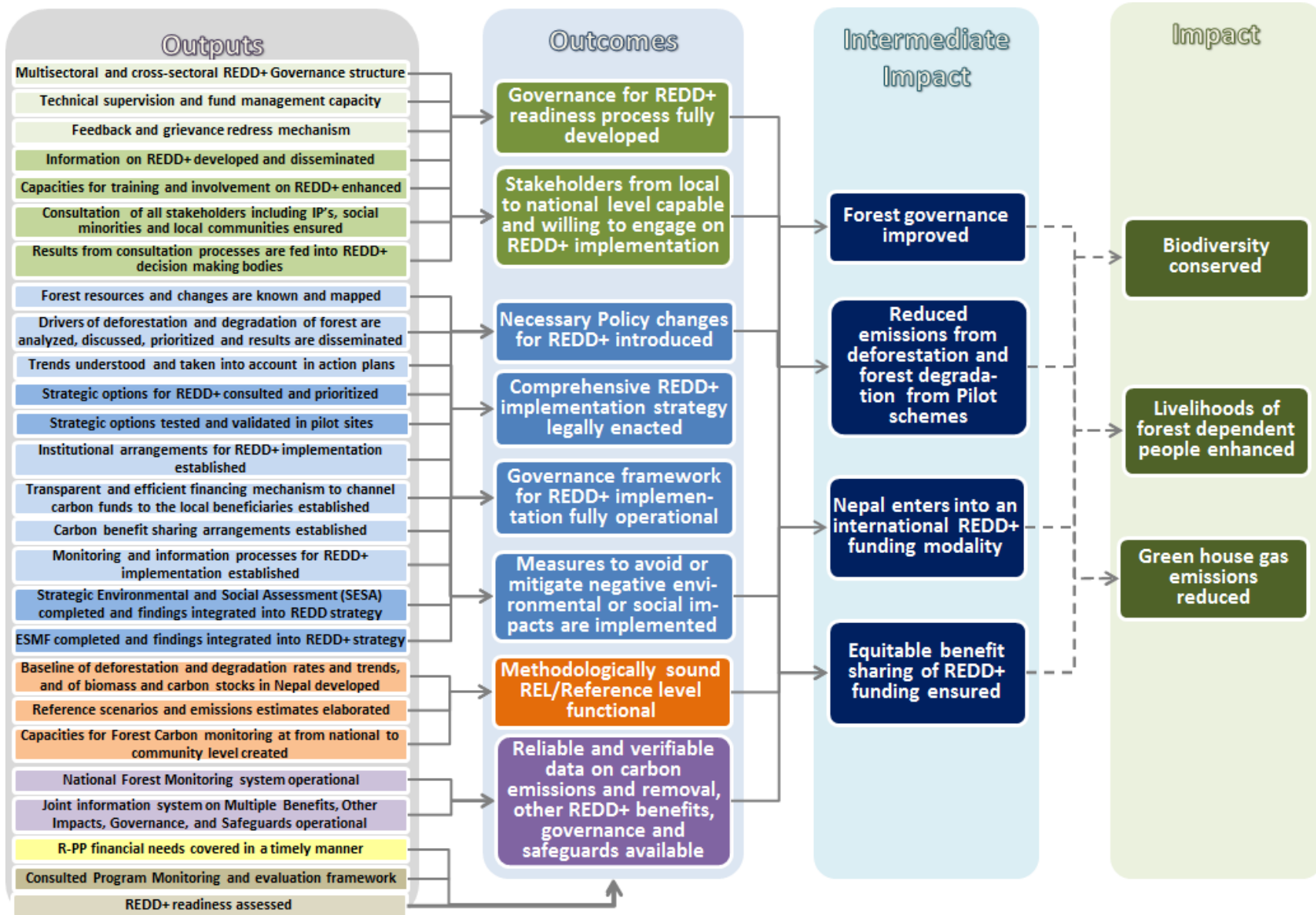
The eight outcomes defined align with the components/sub-components of the R-PP, excluding Components 5 (Budget and Schedule) and 6 (M&E framework) that contribute to achieve all outcomes. They constitute the main results of each building block of the R-PP, and together contribute to reaching the expected intermediate impacts.

³Readiness Package Assessment Framework, FCPF Readiness Fund, March 26, 2013.



The outputs are the shorter-term results obtained from the implementation of the combination of various activities defined in each of the R-PP components and sub-components. A block of outputs is always necessary to achieve an outcome. We have differentiated the components by color and subcomponents by light and dark color.

Table1: Proposed Results-chain



3. LOGICAL FRAMEWORK

The next step towards an M&E Framework is the Logical framework (or short “Logframe”) as presented below in this section. It is derived from the Result Chain, taking into account the comments and suggestions received during the elaboration of the M&E framework (see Annex 2).

The purpose of the Logframe is to serve as reference for operational planning, monitoring of progress of the R-PP Process towards its objectives as well as for evaluation of its overall performance and impacts. The Logframe demonstrates how the inputs and activities, which are delivered by different actors involved, interact logically, thus producing outputs, outcomes and finally direct intermediate impact. As part of the M&E function, it is suggested to report on those intermediate impacts where the R-PP Process can directly contribute e.g. entering into an international REDD+ funding modality. It voluntarily excludes those global and longer term impacts.

For each intermediate impact, outcome and output, the Logframe contains specific, measurable, attainable, relevant and time bound, so called SMART indicators, wherever possible qualified by targets and values to be achieved between 2013 and 2016. When defining indicators, in particular at the output level, special attention has been placed in having indicators that will inform the Facility level M&E framework, in particular Facility-level indicators 1.3b, 1.3c, 1.3d, 1.5.b, 2.A, 2.2.a, 2.b, 2.C, 3A, 3B, 3.1a, 3.1b, 3.1c, 3.2.A, 4.1d, 4.2.b, as well as impact-level indicators 1.A, 1.A.2, 1.5.A. required by the REDD+ Annual Country Progress Reporting template⁴.

Assumption mostly concern several outputs or outcomes and the logic is that when the respective expected results on one result level have been achieved and certain assumptions haven proven to be true or have been also achieved then the next higher result can be reached.

⁴Annex D of the FCPF M&E Framework document



Table 2: Proposed Logical Framework

Level	Results	Indicators	Target by 8/2015	Assumptions
Intermediate Impact				
I1	Forest governance improved	I1.1 Degree to which decision making processes related to emission reductions and forest resource management allow for active multi-stakeholder participation ⁵ (=FCPF I1.5.A) I1.2 Number of policy reforms initiated, completed or underway complying to REDD+ standards (=FCPF I1.5.B) (Review/Revision/Formulation/Execution, Cross sectoral policies, Policies Linkages with REDD+)	Improved active multi-stakeholder participation; based on gender and social inclusion 8 Policy reform actions plan implemented (see 2.a.3.iii)	GoN maintains commitment for REDD+ Continuing interest of international community in REDD +
I2	Reduced emissions from deforestation and forest degradation from Pilot schemes	I2 Number of tons of CO ₂ from emissions reduced and sequestered from REDD+ pilot sites (=FCPF I.2.B)	Tbd from ERPA/Carbon registry	
I3	Nepal enters into an international REDD+ funding modality (at least with FCPF)	I3.1 R-Package submitted to the FCPF for endorsement (FCPF I1.A) I3.2 ERPA signed with the World Bank (FCPF 2.2.b) I3.3 Amount of non-FCPF investments received for implementation of ER Programs (e.g. FIP, bilateral donors, private sector) (FCPF I.4.A)	R-package submitted by 8/15 ERPA signed Tbd	
I4	Equitable benefit sharing of REDD+ funding ensured	I4.. % of national carbon funds going to carbon right owners of different forest regimes conform to agreed shares (=FCPC 2.C)	Tbd	

⁵The term (key) stakeholders is used in this Logframe to express inclusion of all concerned actors/interest groups such as Government, local government, private sector, CSOs, IPs, women, *Dalit, Madhesi*, local communities, as well as implementing agencies (bilateral, multilateral, or NGO).

Level	Results	Indicators	Target by 8/2015	Assumptions
R-PP Component 1: Organize and Consult				
Outcome 1	Governance for REDD+ readiness process fully developed :	O1.1 No of complaints on REDD+ Governance recorded and responded to	Decreasing number of Complaints on REDD+ Governance and increasing portion of complaints responded to	REDD+ international funding modality exists
		O1.2 Inclusive Apex body and RWG fully functional	Yes	Political situation remains stable
		O1.3 MTR and R-Package discussed with all relevant Stakeholders including Indigenous Peoples and local communities before submission	MTR and R-Package discussed with relevant Stakeholders before submission	
Outcome 2:	Relevant stakeholders at national, regional and local level capable and willing to engage in REDD implementation	O2.1 No of REDD pilot sites submitting proposal for REDD+ Funding O2.2 Degree of participation of different stakeholders in different events on REDD+ and No of REDD+ activities organized by other stakeholders	At least 1 sub-national project to be submitted to FCPF Increasing/ Enhanced participation; increasing number of REDD+ activities by other stakeholders	
R-PP sub-component 1.a: National Readiness Management Arrangements				
Output 1.a.1:	Multisectoral and crosssectoral REDD+ Governance structure operational	1.a.1.i No of Apex meetings 1.a.1.ii No of meetings of RWG 1.a.1.iii % of participation of Apex body and RWG members in meetings 1.a.1.iv Agendas are widely discussed and decisions made as needed 1.a.1.v Inclusiveness of RWG sustained 1.a.1.vi Inclusiveness of Apex body sustained	8 meetings in 2012-2015 24 meetings in 2011-2015 >75% participation Constructive and participatory discussions and timely decisions 5 line ministries, CSO, IPs, donors, 9 line ministries, CSO, IPs, private sector	No turnover of key staff Stakeholder list regularly updated Institutional Governance structure can be adapted to new constitution

Level	Results	Indicators	Target by 8/2015	Assumptions
Output 1.a.2:	National technical supervision and fund management capacity fully developed	1.a.2.i % of REDD Cell staff positions occupied 1.a.2.ii No of REDD Cell staff trained 1.a.2.iii No of audits without major remarks submitted in due time 1.a.2.iv No of reports/updates submitted to REDD+ Governance structures such as RWG and Apex body	100% of 6 technical, 4 non-technical staff Tbd according to training needs 24 internal audits, 4 external annual audits within legal delays 24 reports to RWG 6 reports to Apex body 12 Presentations to REDD+ Multi-stakeholder Forum	National Budget available according to planning Donors keep pledges for financing of activities
Output 1.a.3:	Feedback and grievance redress mechanism operational	1.a.3.i Guidelines for FGMR linked with existing grievance mechanisms at central, local and regional level approved by Apex body 1.a.3.ii No of trained and equipped regional focal points 1.a.3.iii No of public hearings on matters of concern	Guideline developed in Nepali and English 1 focal point per Region (5) in place and trained 1 public hearing per region (5)	
R-PP sub-component 1.b: Consultation, Participation and Outreach				
Output 1.b.1:	Information on REDD+ developed and disseminated to broad public and specific interested target groups	1.b.1.i Number of <ul style="list-style-type: none"> - TV/video programs produced and No of broadcastings - Radio programs produced and No of broadcastings - Newspaper articles published - Leaflets developed - Posters developed - Diaries produced - Special Bulletins produced - Brochures produced by Target group, language and region 1.b.1ii Website regularly updated with	2 videos in English and Nepali, 12 broadcastings 2 talk programs/ broadcastings 25 programs in different language 325 broadcastings 8 articles in newspapers 2 3 1 2 6 Website www.mofsc-redd.gov.np up to date in Nepali and English	

Level	Results	Indicators	Target by 8/2015	Assumptions
		download possibility of all relevant REDD+ information and publications 1.b.1.iii No of national, regional and local REDD+ orientation workshops/ trainings/events with No of participants by gender and target group	5 national events 5 regional WS 25 District level WS	Governmental and CSO staff made available for trainings
Output 1.b.2:	Capacities for training and involvement on REDD+ enhanced	1.b.2.i No of training modules on REDD+ developed 1.b.2.ii No of REDD+ Training of REDD+ trainers and facilitators trained by gender and social class 1.b.2.iii No of trainings and participants on REDD+ by gender, cast, topic, and region under joint REDD+ training program of key stakeholders 1.b.2.iv No of journalists (m/f) trained 1.b.2.v No of training days in forest governance for Forest field staff (m/f) 1.b.2.vi No of lectures on REDD+ at academia 1.b.2.vii REDD+ themes are integrated into Curricula 1.b.2.viii No of supported theses on REDD+ 1.b.2.ix Number of Nepal experts who participated in any South-south learning activities (disaggregated by gender) (=FCPC 4.2.b)	1 ToT module 3 modular trainings 15 ToT trainers 20 technical trainers 280 district facilitators Tbd by regions, by topics, by gender of participants 75 journalists 4000 training days Tbd 1 Bachelor, 1 Master with curricula training material 10 Master, 15 Bachelor Increasing number of 10 events	

Level	Results	Indicators	Target by 8/2015	Assumptions
Output 1.b.3:	Consultation of all stakeholders including IP's, social minorities and local communities at national, regional and local levels ensured	1.b.3.i No of meetings of National Consultative Forum (= FCPF 3.2.a) 1. b.3.ii No of meetings of Regional Consultative Fora (5) 1. b.3.iii No of REDD+ meetings at district level (75) 1.b.3.iv Number of stakeholders (segregated by type, gender and age) that have participated in stakeholder consultation workshops 1.b.3.v No of District stakeholder profiles available 1.b.3.vi No of operating local level forest management regime networks 1.b.3.vii: No of consultation at local levels	At least 12 meetings 2013-2015 At least 15 regional meetings 2013-2015 225 district meetings 2013-2015 At least 50% of participants are either women, <i>Dalit</i> , or IP 50 District stakeholder profiles available 3 networks in 3 different districts operational Tbd	All stakeholder are willing to dialog
Output 1.b.4:	Results from local to national consultation processes are fed into REDD+ decision making bodies	1.b.4.i Issues raised and recommendations provided in consultation processes and issue based advocacy campaigns and are reported to and discussed by RWG or Apex body	Issues related to drivers, safeguards, stakeholder engagement governance, MRV, non-carbon benefits and benefit sharing fed into decisions making process	

Level	Results	Indicators	Target by 8/2015	Assumptions
R-PP component 2 : Prepare the REDD-plus Strategy				
Outcome 3:	Necessary Policy changes for REDD+ introduced	O3.1 No. and type of policy reforms initiated to comply to REDD+ standards (see also I.1.2)	Relevant policies Tbd according to plans/studies	The GoN remains fully committed to the REDD+
Outcome 4:	REDD+ implementation strategy formally enacted	O4.1 Approved National REDD+ strategy report available	Report published	
		O.4.2 R-Package is in line with PC adopted assessment framework (=FCPF O1.A)	R-Package submitted to the FCPF by 10/2014	
Outcome 5:	Governance framework for REDD+ implementation fully operational	O5.1 Relevant institutional structures (Government, IPs, CSOs ,women, <i>Dalit</i> , <i>Madhesi</i> , etc.) for REDD+ implementation in place	According to architecture of institutional arrangement	
Outcome 6:	Measures to avoid or mitigate negative environmental or social impacts are implemented	O6.1 Degree of implementation of measures foreseen in ESMF	All necessary measures	
R-PP sub-component 2.a: Assessment of Land Use, Forest Law, Policy and Governance				
Output 2.a.1:	Forest resources and changes are known and mapped	2.a.1 Reports and maps of all 5 physiographic regions available	5 reports, thematic maps by 6/2014	The GoN remains fully committed to the REDD+ agenda and national consultations on this topic
Output 2.a.2:	Drivers of deforestation and degradation of forest are analyzed, discussed, prioritized and results are disseminated	2.a.2.i Validated studies available on	All reports available on REDD Cell website Studies undertaken with meaningful participation/ consultation of stakeholders	
		- Demand and supply of forest products		
		- Drivers of deforestation in Terai, Churia and high mountains		
- Value chain of forest products	5 leaflets published			
- Factors of weak forest governance, policy implementation and law enforcement				
- Coordination mechanisms among government departments and between GD and other stakeholders (IPs, CSOs,local communities, <i>Dalit</i> , <i>Madhesi</i> , etc.)				
2.a.2.ii Synthesis leaflets of studies available in English and Nepali	5 leaflets published			
2.a.2.iii Among stakeholders discussed priority list of deforestation and degradation drivers available	List available			

Level	Results	Indicators	Target by 8/2015	Assumptions
Output 2.a.3:	Tenure trends understood and taken into account in action plans	2.a.3.i Study to define Statute of tenure right on forest carbon for potential benefit sharing 2.a.3.ii Analytical Study on natural resource rights and land tenure and implications for benefit sharing mechanism 2.a.3.iii Action plan to address REDD+ in national regulations and policy reforms forest sector	Report published Report published including Review of relevant policies/docs Action plan including validated by RWG and Apex body	
R-PP sub-component 2.b: REDD-plus Strategy Options				
Output 2.b.1:	Strategic options for REDD+ analyzed, consulted and prioritized	2.b.1.i No of meaningful dialogues and consultative evidence based studies on REDD+ issues at all levels (national, meso and community). 2.b.1.ii Assessment of spillover effects of other sector policies on strategic options available 2.b.1.iii Assessment of feasibility of selected strategic options available 2.b.1.iv No of consultative meetings for endorsement of priority of options 2.b.1.v FPIC process implemented	3 study reports 1 Assessment report 1 Assessment report 1 national, 5 regional High level of stakeholder consent	
Output 2.b.2:	Strategic options tested and validated in pilot sites	2.b.2.i No of evaluation reports of pilot sites consulted according to FPIC process at grass root level 2.b.2.ii No of Learnings of ER pilot sites included into REDD+ Strategy 2.b.2.iii ER-PIN submitted (= FCPF 2.2.a)	At least 4 reports including concerns and issues of key stakeholders At least 4 documented syntheses on learnings 1 ER-PIN by 10/2013	

Level	Results	Indicators	Target by 8/2015	Assumptions
R-PP sub-component 2.c: REDD-plus Implementation Framework				
Output 2.c.1:	Institutional arrangements for REDD+ implementation established	2.c.1.i Evidence of adaptations of legal and regulatory framework necessary for REDD+ implementation and carbon financing	Necessary adaptations done or under way	GoN continues active support to REDD+ Stakeholders willing to share all information with clearing house Dedicated government staff is nominated for capacity strengthening and for facilitation, coordination and monitoring of process and results
		2.c.1.ii Architecture of REDD+ implementation in new federal system validated	Validated design note available	
		2.c.1.iii REDD+ implementation guidelines for different forest regimes available	Guidelines published	
Output 2.c.2:	Transparent and efficient financing mechanism to channel carbon funds to the local beneficiaries established	2.c.2.i Concept, budget, legal provision and inclusive institutional arrangement for Carbon trust fund establishment available by 2015	Available	
		2.c.2.ii Time needed to channel international REDD+ funds from arrival at national level to local beneficiaries	< 3 months	
Output 2.c.3:	Carbon benefit sharing arrangements established	2.c.3.i Degree of advancement of Framework for Carbon benefit sharing arrangements	Arrangements validated by all Stakeholders	
Output 2.c.4:	Monitoring and information processes for REDD+ implementation established	2.c.4.i Clearing house mechanism on REDD+ information functional	Functional	
		2.c.4.ii M&E Framework for REDD+ implementation available	Available	
		2.c.4.iii Degree of operationality of Forest carbon registry	Registry receives first registrations	
R-PP sub-component 2.d: Social and Environmental Impacts during readiness preparation and REDD+ implementation				
Output 2.d.1:	Strategic Environmental and Social Assessment (SESA) completed and findings integrated into REDD strategy	2.d.1.i Degree of advancement of SESA completion and validation 2.d.1.ii Number of stakeholders (by category, gender and age) consulted and trained during SESA process (=FCPF 3.1.b)	SESA validated by all Stakeholders 600 participants at 2 national, 1 regional, 3 local level consultations, 6 learning groups with at least 20 men/20 women/20 youth from CSO and IP	The social context allows civil society and minority representatives to actively engage in the process

Level	Results	Indicators	Target by 8/2015	Assumptions
Output 2.d.2:	ESMF completed and findings integrated into REDD+ strategy	2.d.2.i ESMF developed, consulted and approved by Apex body 2.d.2.ii Examples of indicators for enhancement of livelihoods of local communities and for biodiversity conservation included in ESMF and REDD+ strategy (=FCPF 3.B.)	ESMF approved by Apex body by 3/2014 REDD+ strategy, monitoring and ER-Programs incorporate indicators related to biodiversity conservation and livelihood of local communities	
R-PP component 3: Develop a Reference Level or Scenario				
Outcome 7	Methodologically sound REL/Reference level functional	O7.1 Data submitted to determine ER-payments for national and sub national levels O7.2 Reports on verification of carbon stocks available	12/2014 6/2015	
Output 3.a.1:	Baseline of deforestation and degradation rates and trends, and of biomass and carbon stocks in Nepal developed	3.a.1.i Actual baseline data on deforestation and degradation of forests publicly available 3.a.1.ii Baseline data on carbon stocks at national and at pilots on subnational level publicly available	Data Published by 3/2014 Data Published by 3/2014	Dedicated government staff is nominated for capacity strengthening and participation in the REDD+ carbon monitoring
Output 3.a.2:	Reference scenarios and emission estimates developed	3.a.2.i Reference scenarios and emissions modeling based on IPCC guidelines published.	Scenario using at least Tier 1 standard published by 4/2014	
Output 3.a.3:	Capacities for Forest Carbon monitoring from national to community level created	3.a.3.i Degree of operationality of Carbon emission monitoring unit in DFRS and at sub national level 3.a.3.ii No of persons trained in Forest Carbon monitoring at different layers by gender and category of stakeholder	Fully operational by 3/2014 National level – 200 people Regional ,500 people District level 500 people Community level 1000 people	

Level	Results	Indicators	Target by 8/2015	Assumptions
R-PP component 4 : Design a Monitoring System				
Outcome 8:	Reliable and verifiable data on carbon emissions and removal, REDD+ co-benefits, governance and safeguards available	O8.1 MRV System complies to international standards O8.2 Data verification reveals no major discrepancies O8.3 Number of pilot sites with functional MRV system linked to REDD+ incentive payment	Compliance to international standards Verified data in range of +/- 5% from original data At least 5	
R-PP sub-component 4.a: Emissions and removal				
Output 4.a.1:	National Forest Information Monitoring (NAFIM) system operational	4.a.1.i Forest monitoring manual that describes monitoring of all 5 types of REDD+ activities, leakage, and carbon pools developed and distributed 4.a.1.ii Number of persons trained at different layers by gender and category of stakeholder (=FCPF 3.1.b) 4.a.1.iii Data from all different forest regimes integrated into one central data base 4.a.1.iv Number of periodic (5 yearly) forest cover monitoring reports	Published by 6/2014 At least 1200 men and women from all stakeholder categories Integrated central data base at DFRS by NAFIM 2014 report	Staff positions for Forest Monitoring System are readily filled CSO and IP integrated into training
R-PP sub-component 4.b: Other Multiple Benefits and Impacts				
Output 4.b.1:	Joint information system on multiple benefits, governance, and safeguards functional	4.b.1.i Multiple incremental (co-) benefits of REDD+ are identified 4.b.1.ii REDD+ compatible social and environmental standards for Nepal agreed 4.b.1.iii Template of Social, environmental and governance impact monitoring reports agreed 4.b.1.iv Monitoring plan and manual for REDD+ implementation available	Nepal comes up with its own REDD+ incremental benefit standards by end of 2013 Nepal specific SES standards agreed by end of 2013 Template based on Nepal specific indicators agreed Nepal specific REDD+ PMF and REDD+ M&E Manual on public domain available	

Level	Results	Indicators	Target by 8/2015	Assumptions
		4.b.1.v MoU on responsibilities and information flow processes among all stakeholders available	MoU on Multi-Stakeholder mechanism for collection and dissemination of information among stakeholders available	
		4.b.1.vi No of REDD+ M&E trained staff in all participating stakeholders (f/m)	Tbd by category of stakeholders and gender	
R-PP component 5 Budget and Schedule				
Output 5.A.1:	R-PP financial needs covered in a timely manner	5.a.1.i Evidence of annual dissemination of financial reports to RWG	1/year (4 in total)	The GoN remains fully committed to co-financing the REDD+ agenda and
		5.a.1.ii Number and volume of agreements on co-funding of R-PP	Tbd	
		5.a.1.iii FCPF R-PP Grant disbursement rate (=FCPF1.3.d)	At least 90% of planned annual amounts	International partners for REDD+ readiness remain engaged in Nepal and fulfill their pledges
		5.a.1.iv Overall R-PP disbursement rate (=FCPF1.3.d)	At least 90% of planned annual amounts	
		5.a.1.v Financial amounts used to enable active participation of IPs, CSOs and local communities in national REDD+ readiness(=FCPF 3.1.a.i)	Tbd	
		5.a.1.vi Disbursements for ER Program according to plans	Amount and date according to ERPA schedule	

Level	Results	Indicators	Target by 8/2015	Assumptions
R-PP component 6 Monitoring, Evaluation and Reporting				
Output 6.a.1	Consulted Program Monitoring and evaluation framework functional	6.a.1.i PMF available	6/2013	
		6.a.1.ii Trimestral reports submitted on reporting deadlines	12	
		6.a.1.iii Annual reports with biannual update submitted on reporting deadlines	3 2 updates	
		6.a.1.iv Proportion of draft annual reports reviewed and commented by relevant stakeholder groups	100%	
		6.a.1.v. Level of achievement of planned project milestones according to approved Readiness Preparation grant (FCPF M&E Framework 1.3.b.)	100% progressing well	
Output 6.a.2:	REDD+ readiness assessed	6.a.2.i Consulted Midterm progress review (FCPF M&E Framework 1.3.a.) available	Available 6/2012	
		6.a.2.ii Extension proposal for FCPF grant available	Available 10/2013	
		6.a.2.iii Independent final review of R-Package (FCPF M&E Framework 1.A.2.)	Report available	

3. PERFORMANCE MEASUREMENT FRAMEWORK

As indicated earlier, the PMF presents clear guidance on who collects data on what, against which targets, how, from where and at which frequency to inform both the monitoring and evaluation functions at the Facility level. Indicators and target of the PFM are identical to the Results, indicators and targets of the logframe. The different columns of the PFM have the following content:

- The first column is the expected result (impact, outcome or output).
- The second column shows the indicators without target values.
- The third column indicates the baseline values, where available and applicable. In many cases this will be “o” or “n/a” for not applicable or available. Some values may still need to be determined.
- The target values of the indicators are to be achieved (or maintained) by 8/2015 if not indicated otherwise, a few still need to be determined at the latest by the 1st 2014 report.
- The methods of data collection for monitoring and/or sources of information indicate where to get the data or the proof of indicator achievement for the purpose of the monitoring from. It can be as simple as the check for the existence of a report on the Nepal REDD+ website, but can also require compilation and analysis of data from different sources, or be as complex as to organize an opinion poll among a representative sample of the population.
- The frequency will be mostly annual with 6 monthly updates where indicated. Some data will only be collected/assessed at the end of the readiness phase or even later on.
- The column “responsibility” indicates who is responsible for the monitoring, the data compilation and presentation to the RWG, multi-stakeholder forum, etc. This does not exclude participation and contributions from other stakeholder during the process.
- The last column of the framework indicates indicators for which a traffic light system (4 possibilities) will be used in the FMT annual reporting and semi-annual updates. This applies in most cases except for those where the target is still unknown or where significant progress towards the target not expected before 8/2015.

(Remark: Indicators related to global FCPF PFM indicators are marked in green)

Table 3: Nepal PMF

Results	Indicators	Baseline	Target by 8/2015	Methods/sources of information	Frequency of data collection	Responsibility for M&E	TL
Intermediate Impact							
I1 Forest governance improved	I1.1 Degree to which decision making processes related to emission reductions and forest resource management allow for active multi-stakeholder participation ⁶ (=FCPF I1.5.A)	High ⁷	Improved active multi-stakeholder participation; based on gender and social inclusion	Analysis of process of engagement and involvement of stakeholders Consultation of stakeholders opinions (focus groups, Reports from Implementing Agencies)	Every 6 months	REDD Cell with support of partners	
	I1.2 Number of policy reforms initiated, completed or underway complying to REDD+ standards (=FCPF I1.5.B) (Review/Revision/Formulation/Execution, Cross sectoral policies, Policies Linkages with REDD+)	08 policies initiated	8 Policy reform actions plan implemented (see 2.a.3.iii)	Monitoring of implementation of initiated Policy reforms relevant to REDD+	Annually Evaluation	REDD Cell Independent Evaluator	
I2 Reduced emissions from deforestation and forest degradation from Pilot schemes	I2 Number of tons of CO ₂ from emissions reduced and sequestered from REDD+ pilot sites (=FCPF I.2.B)	0	Tbd from ERPA/Carbon registry	CO ₂ inventories/ monitoring Analysis of Carbon registry and implement-ting partners reporting	Annually after ERPA signature	DFRS Future Carbon registry Compilation by REDD cell	-
I3 Nepal enters into an international REDD+ funding modality (at least with FCPF)	I3.1 R-Package submitted to the FCPF for endorsement (FCPF I1.A)	n/a	R-package submitted by 8/15	Independent assessment note	Annually from 2015 on	REDD Cell (all)	
	I3.2 ERPA signed with the World Bank (FCPF 2.2.b)	n/a	ERPA signed	ERPA signature and date	Annually from 2015 on	+ implementing partner	-
	I3.3 Amount of non-FCPF investments received for implementation of ER Programs (FCPF I.4.A)	0	Tbd	Non FCPF program agreements and disbursements	Annually		
I4 Equitable benefit sharing of REDD+ funding ensured	I4 % of national carbon funds going to carbon right owners of different forest regimes conform to agreed shares (=FCPC I.2.C)	0	Tbd	Analysis of data of Carbon Trust fund	Annually once carbon trust fund is in place	REDD Cell	

⁶The term (key) stakeholders is used in this PFM to express inclusion of all concerned actors/interest groups such as Government, local government, private sector, CSOs, IPs, women, Dalit, Madhesi, local communities, as well as implementing agencies (bilateral, multilateral, or NGO).

⁷Degree is measured as low, medium and high.

Results	Indicators	Baseline	Target by 8/2015	Methods/sources of information	Frequency of data collection	Responsibility for M&E	TL
R-PP component 1 Organize and Consult							
<p>Outcome 1 Governance for REDD+ readiness process fully developed :</p> <p>Outcome 2: Relevant stakeholders at national, regional and local level capable and willing to engage in REDD implementation</p>	O1.1 No of complaints on REDD+ Governance recorded and responded to	n/a	Decreasing number of Complaints on REDD+ Governance and increasing portion of complaints responded to	Analysis of complaints received by MoFSC, REDD Cell, Apex Body, RWG, MSF, and other quasi-judicial bodies (DFOs etc.) and of responses provided	Annually	REDD Cell/MoFSC	
	O1.2 Inclusive Apex body and RWG fully functional	Yes	Yes	Analysis of minutes of meetings	Every 6 months	REDD Cell	
	O1.3 MTR and R-Package discussed with all relevant Stakeholders including Indigenous Peoples and local communities before submission	n/a	MTR and R-Package discussed with relevant Stakeholders before submission	Analysis of Minutes of consultation meetings	Annually	REDD Cell	
	O2.1 No of REDD pilot sites submitting proposal for REDD+ Funding	0	At least 1 sub-national project to be submitted to FCPF	ER-PIN/PD	Annually from 2014 on	REDD Cell	
	O2.2 Degree of participation of different stakeholders in different events on REDD+ and No of REDD+ activities organized by other stakeholders	n/a	Increasing/ Enhanced participation; increasing number of REDD+ activities by other stakeholders	Analysis of Minutes/reports of meetings/events; annual reports of stakeholders	Annually	REDD Cell	
R-PP sub-component 1.a: National Readiness Management Arrangements							
<p>Output 1.a.1: Multisectoral and crosssectoral REDD+ Governance structure operational</p>	1.a.1.i No of Apex meetings	0	8 meetings in 2012-2015	Minutes of meetings for 1.a.1.i-iv	Every 6 months (1.a.1.i-iv)	REDD Cell (all)	
	1.a.1.ii No of meetings of RWG	0	24 meetings in 2011-2015				
	1.a.1.iii % of participation of Apex body and RWG members in meetings	n/a	>75% participation				
	1.a.1.iv Agendas are widely discussed and decisions made as needed	n/a	Constructive and participatory discussions and timely decisions	-			
	1.a.1.v Inclusiveness of RWG sustained	inclusive	5 line ministries, CSO, IPs, donors,	Comparison of participant lists over time for 1.a.1.v-vi	Annually (1.a.1.v-vi)		
	1.a.1.vi Inclusiveness of Apex body sustained	inclusive	9 line ministries, CSO, IPs, private sector				

Results	Indicators	Baseline	Target by 8/2015	Methods/sources of information	Frequency of data collection	Responsibility for M&E	TL
Output 1.a.2: National technical supervision and fund management capacity fully developed	1.a.2.i % of REDD Cell staff positions occupied	70%	100% of 7 technical, 5 non-technical staff	Comparison of actual Staff list with planning	Every 6 months	REDD cell (all)	
	1.a.2.ii No of REDD Cell staff trained	n/a	Tbd according to training needs	Human resources development plan, Training reports	Annually		-
	1.a.2.iii No of audits without major remarks submitted in due time	n/a	24 internal audits, 4 external annual audits within legal delays	Analysis of Audit reports	Annually		
	1.a.2.iv No of reports/updates submitted to REDD+ Governance structures such as RWG and Apex body	0	24 reports to RWG 6 reports to Apex body 12 Presentations to REDD+ Multi-stakeholder Forum	Counting of reports	Every 6 months		
Output 1.a.3: Feedback and grievance redress mechanism operational	1.a.3.i Guidelines for FGRM linked with existing grievance mechanisms at central, local and regional level approved by Apex body	n/a	Guideline developed in Nepali and English	Apex Body minutes, website	Annually (all)	REDD Cell (all)	
	1.a.3.ii No of trained and equipped regional focal points	0	1 focal point per Region (5) in place and trained	Analysis of reports of regional FP			
	1.a.3.iii No of public hearings on matters of concern	0	1 public hearing per region (5)	Analysis of reports of regional FP			
R-PP sub-component 1.b: Information sharing and early dialogue with key stakeholder groups							
Output 1.b.1: Information on REDD+ developed and disseminated to broad public and specific interested target groups	1.b.1.i Number of - TV/video programs produced and No of broadcastings - Radio programs produced and No of broadcastings - Newspaper articles published - Leaflets developed - Posters developed - Diaries produced - Special Bulletins produced - Brochures produced by Target group, language and region	n/a	2 videos in English and Nepali, 12 broadcastings 2 talk programs/ broadcastings 25 programs in different language 325 broadcastings 8 articles in newspapers 2 3 1 2 6	Development of Media Matrices; Screening of REDD cell PR archive, contracts with TV and Radio stations in respect to numbers and minutes of air time Collection of Information from REDD+ journalists Continuous collection and filing of REDD+ publications in Nepal in PR archive	Annually (all)	REDD Cell communication officer for all activities with support from participating partners	

Results	Indicators	Baseline	Target by 8/2015	Methods/sources of information	Frequency of data collection	Responsibility for M&E	TL
	1.b.1.ii Website regularly updated with download possibility of all relevant REDD+ information and publications	Setup in English	Website www.mofsc-redd.gov.np up to date in Nepali and English	Check of Website			
	1.b.1.iii No of national, regional and local REDD+ orientation workshops/ trainings/events	n/a	5 national events 5 regional WS 25 District level WS	Reports of events/WS, partner's work			
Output 1.b.2: Capacities for training and involvement on REDD+ enhanced	1.b.2.i No of training modules on REDD+ developed	Tbd	1 ToT module 3 modular trainings	Count of Training modules	Annually	Communication and Outreach Section,	
	1.b.2.ii No of REDD+ Training of REDD+ trainers and facilitators trained by gender and social class	Tbd	15 ToT trainers 20 technical trainers 280 district facilitators	Count in List of Trainers and Facilitators	Annually	Communication and Outreach Section, REDD Cell	
	1.b.2.iii No of trainings and participants on REDD+ by gender, cast, topic, and region under joint REDD+ training program of key stakeholders	Tbd	Tbd by regions, by topics, by gender of participants	Count in training reports; analysis of information sheets provided by Stakeholders	Annually	REDD Cell with support of all Partners working on REDD+/organizing trainings	-
	1.b.2.iv No of journalists (m/f) trained	Tbd	75 journalists	Analysis of training reports	Annually	Communication and Outreach Section,	
	1.b.2.v No of training days in forest governance for Forest field staff (m/f)	Tbd	4000 training days	Analysis of training reports	Annually	Concerned stakeholders, Compilation by REDD Cell	
	1.b.2.vi No of lectures on REDD+ at academia	n/a	Tbd	Analysis Matrix on lectures	Annually	REDD Cell	
	1.b.2.vii REDD+ themes are integrated into Curricula	Tbd	1 Bachelor, 1 Master with curricula training material	Analysis of revised Curricula	Annually	REDD Cell	
	1.b.2.viii No of supported theses on REDD+	Tbd	10 Master 15 Bachelor	Count of these grants by MSFP, Hariyo Ban	Annually	REDD Cell	
	1.b.2.ix Number of Nepal experts who participated in any South-south learning activities (disaggregated by gender) (=FCPC 4.2.b)	n/a	Increasing number of 10 events	Analysis of Mission reports	Every 6 months	Concerned stakeholders	

Results	Indicators	Baseline	Target by 8/2015	Methods/sources of information	Frequency of data collection	Responsibility for M&E	TL
Output 1.b.3: Consultation of all stakeholders including IP's, social minorities and local communities at national, regional and local levels ensured	1.b.3.i No of meetings of National Consultative Forum (= FCPF 3.2.a)	n/a	At least 12 meetings 2013-2015	Meeting Minutes	Every 6 months (all)	Communication and Outreach Section REDD Cell	
	1. b.3.ii No of meetings of Regional Consultative Fora (5)	n/a	At least 15 regional meetings 2013-2015	Meeting Minutes			
	1. b.3.iii No of REDD+ meetings at district level (75)	n/a	225 district meetings 2013-2015	Meeting Minutes			
	1.b.3.iv Number of stakeholders (segregated by type, gender and age) that have participated in stakeholder consultation workshops	n/a	At least 50% of participants are either women, Dalit, or IP	Analysis of reports/ participant lists			
	1.b.3.v No of District stakeholder profiles available	0	50 District stakeholder profiles available	Count of District stakeholder profiles			
	1.b.3.vi No of operating local level forest management regime networks	n/a	3 networks in 3 different districts operational	Analysis of reports of concerned DFO's			
	1.b.3.vii: No of consultation at local levels	n/a	Tbd	Analysis of reports of concerned DFO's and of partners			
Output 1.b.4: Results from local to national consultation processes are fed into REDD+ decision making bodies	1.b.4.i Issues raised and recommendations provided in consultation processes and issue based advocacy campaigns and are reported to and discussed by RWG or Apex body	n/a	Issues related to drivers, safeguards, stakeholder engagement governance, MRV, non-carbon benefits and benefit sharing fed into decisions making process	Analysis of Minutes of RWG and Apex body meetings	Every 6 months	REDD Cell	

Results	Indicators	Baseline	Target by 8/2015	Methods/sources of information	Frequency of data collection	Responsibility for M&E	TL
R-PP component 2 : Prepare the REDD-plus Strategy							
R-PP sub-component 2.a: Assessment of Land Use, Forest Law, Policy and Governance							
Outcome 3: Necessary Policy changes for REDD+ introduced	O3.1 No. and type of policy reforms initiated to comply to REDD+ standards (see also I1.2)	CBD, UNDRIP, NAPA, Climate change policy etc.	Relevant policies Tbd according to plans/studies	Comparison between identified needs for change and reform steps Analysis of reports of other agencies. Interviews with key stakeholders on their assessment of policy reforms	Annually Annually Evaluation	REDD Cell REDD Cell Evaluator	
Outcome 4: REDD+ implementation strategy formally enacted	O4.1 Approved National REDD+ strategy report available O4.2 R-Package is in line with PC adopted assessment framework (=FCPF O1.A)	n/a	Report published R-Package submitted to the FCPF by 10/2014	Report Comparison with assessment criteria	Every 6 months Every 6 months	REDD Cell (all)	
Outcome 5: Governance framework for REDD+ implementation fully operational	O5.1 Relevant institutional structures (Government, IPs, CSOs, women, Dalit, Madhesi, etc.) for REDD+ implementation in place	REDD Apex body, RWG, REDD cell, Technical committee, Multistakeholder forum etc.	According to architecture of institutional arrangement	Comparison between design and operational structures/existing practices	Annually	REDD Cell	
Outcome 6: Measures to avoid or mitigate negative environmental or social impacts are implemented	O6.1 Degree of implementation of measures foreseen in ESMF	n/a	All necessary measures	Comparison between ESMF and implemented measures of architecture and operational structures	Annually from 2014 on	REDD Cell	
R-PP sub-component 2.a: Assessment of Land Use, Forest Law, Policy and Governance							
Output 2.a.1: Forest resources and changes are known and mapped	2.a.1 Reports and maps of all 5 physiographic regions available	FRA reports	5 reports, thematic maps by 6/2014	Check of outputs from FRA project	Annually	REDD cell	

Results	Indicators	Baseline	Target by 8/2015	Methods/sources of information	Frequency of data collection	Responsibility for M&E	TL
Output 2.a.2: Drivers of deforestation and degradation of forest are analyzed, discussed, prioritized and results are disseminated	2.a.2.i Validated studies available on	n/a	All reports available on REDD Cell website	Check of website	Every 6 months	REDD cell (all)	
	- Demand and supply of forest products	n/a	Studies undertaken with meaningful participation/consultation of stakeholders	Check of process/ methodology of studies			
	- Drivers of deforestation in Terai, Churia and high mountains	n/a					
	- Value chain of forest products	n/a					
	- Factors of weak forest governance, policy implementation and law enforcement	n/a					
	- Coordination mechanisms among government departments and between GD and other stakeholders (IPs, CSOs, local communities, Dalit, Madhesi, etc.)	n/a					
	2.a.2.ii Synthesis leaflets of studies available in English and Nepali	n/a	5 leaflets published	Check of website	Every 6 months		
	2.a.2.iii Among stakeholders discussed priority list of deforestation and degradation drivers available	n/a	List available	List and minutes of meeting(s) where list has been discussed	Annually from 2014 on		
Output 2.a.3: Tenure trends understood and taken into account in action plans	2.a.3.i Study to define Statute of tenure right on forest carbon for potential benefit sharing	n/a	Report published	Report, website	Annually	REDD Cell (all)	
	2.a.3.ii Analytical Study on natural resource rights and land tenure and implications for benefit sharing mechanism	n/a	Report published including Review of relevant policies/docs	Report, website	Annually		
	2.a.3.iii Action plan to address REDD+ in national regulations and policy reforms forest sector	n/a	Action plan including validated by RWG and Apex body	Action plan, minutes of approval by RWG and Apex body Stakeholders consensus on action plan	Annually from 2014 on		

Results	Indicators	Baseline	Target by 8/2015	Methods/sources of information	Frequency of data collection	Responsibility for M&E	TL
R-PP sub-component 2.b: REDD-plus Strategy Options							
Output 2.b.1: Strategic options for REDD+ analyzed, consulted and prioritized	2.b.1.i No of meaningful dialogues and consultative evidence based studies on REDD+ issues at all levels (national, meso and community).	n/a	3 study reports	Reports	Annually	REDD Cell for all except 2.d.1.v	
	2.b.1.ii Assessment of spillover effects of other sector policies on strategic options available	n/a	1 Assessment report	Report	Annually from 2014 on		
	2.b.1.iii Assessment of feasibility of selected strategic options available	n/a	1 Assessment report	Report	Annually from 2014 on		
	2.b.1.iv No of consultative meetings for endorsement of priority of options	n/a	1 national, 5 regional	Minutes of meetings	Annually from 2014 on		
	2.b.1.v FPIC process implemented	n/a	High level of stakeholder consent	Interviews with stakeholders	Evaluation	Evaluator	-
Output 2.b.2: Strategic options tested and validated in pilot sites	2.b.2.i No of evaluation reports of pilot sites consulted according to FPIC process at grass root level	0	At least 4 reports including concerns and issues of key stakeholders	Check Evaluation reports of pilot sites Interviews with key stakeholders	Annually from 2014	Implementation partners, compilation by REDD cell	
	2.b.2.ii No of Learnings of ER pilot sites included into REDD+ Strategy	0	At least 4 documented syntheses on learnings	Comparison of lessons from pilot sites and REDD+ strategy	Annually from 2014 on	REDD Cell	
	2.b.2.iii ER-PIN submitted (= FCPF 2.2.a)	0	1 ER-PIN by 10/2013	ER-PIN	annually	REDD Cell	
R-PP sub-component 2.c: REDD-plus Implementation Framework							
Output 2.c.1: Institutional arrangements for REDD+ implementation established	2.c.1.i Evidence of adaptations of legal and regulatory framework necessary for REDD+ implementation and carbon financing	n/a	Necessary adaptations done or under way	Analysis of progress of foreseen adaptations in regulatory framework	Annually	REDD Cell (all)	
	2.c.1.ii Architecture of REDD+ implementation in new federal system validated	n/a	Validated design note available	Minutes of Apex body/RWG meeting after constitutional decision	Annually after constitutional decision		-
	2.c.1.iii REDD+ implementation guidelines for different forest regimes available	n/a	published	Check of website	Annually from 2014		

Results	Indicators	Baseline	Target by 8/2015	Methods/sources of information	Frequency of data collection	Responsibility for M&E	TL
Output 2.c.2: Transparent and efficient financing mechanism to channel carbon funds to the local beneficiaries established	2.c.2.i Concept, budget, legal provision and inclusive institutional arrangement for Carbon trust fund establishment available by 2015	n/a	Available	Check existence of concept, establishment of budget line, legal provision and institutional arrangement	once end of project	REDD Cell (all)	
	2.c.2.ii Time needed to channel international REDD+ funds from arrival at national level to local beneficiaries	n/a	< 3 months	Check disbursement data of Carbon trust fund	only after ERPA		-
Output 2.c.3: Carbon benefit sharing arrangements established	2.c.3.i Degree of advancement of Framework for Carbon benefit sharing arrangements	n/a	Arrangements validated by all Stakeholders	Minutes of consultative meeting and Apex body decision	Annually from 2014	REDD Cell	
Output 2.c.4: Monitoring and information processes for REDD+ implementation established	2.c.4.i Clearing house mechanism on REDD+ information functional	n/a	Functional	Check information flow to and from Clearing house mechanism	Every 6 months	REDD Cell communication officer	
	2.c.4.ii M&E Framework for REDD+ implementation available	n/a	Available	Check existence	Once end of project	REDD Cell	
	2.c.4.iii Degree of operationality of Forest carbon registry	n/a	Registry receives first registrations	Check registry	Annually from 2015	REDD Cell	
R-PP sub-component 2.d: Social and Environmental Impacts during readiness preparation and REDD+ implementation							
Output 2.d.1: Strategic Environmental and Social Assessment (SESA) completed and findings integrated into REDD strategy	2.d.1.i Degree of advancement of SESA completion and validation	n/a	SESA validated by all Stakeholders	Check existence of SESA outputs and minutes of consultative meetings	Every 6 months	REDD Cell	
	2.d.1.ii Number of stakeholders (by category, gender and age) consulted and trained during SESA process (=FCPF 3.1.b)	n/a	600 participants at 2 national, 1 regional, 3 local level consultations, 6 learning groups with at least 20 men/20 women/20 youth from CSO and IP	Check participant lists of minutes of consultative meetings and of trainings	Every 6 months	REDD Cell communication officer	
Output 2.d.2: ESMF completed and findings integrated into REDD+ strategy	2.d.2.i ESMF developed, consulted and approved by Apex body	n/a	ESMF approved by Apex body by 3/2014	Minutes of approval	Annually from 2014 on	REDD cell	
	2.d.2.ii Examples of indicators for enhancement of livelihoods of local communities and for biodiversity	n/a	REDD+ strategy, monitoring and ER-Programs incorporate	Analysis of indicators in SES, ESMF, REDD+ strategy and ER-Program	Once end of project	REDD cell	-

Results	Indicators	Baseline	Target by 8/2015	Methods/sources of information	Frequency of data collection	Responsibility for M&E	TL
	conservation included in ESMF and REDD+ strategy (=FCPF 3.B.)		indicators related to biodiversity conservation and livelihood of local communities	proposals and comparison with SESA recommendations			
R-PP component 3: Develop a Reference Level or Scenario							
Outcome 7 Methodologically sound REL/Reference level functional	O7.1 Data submitted to determine ER-payments for national and sub national levels	n/a	12/2014	Check of availability of data	Annually from 2014 on	REDD cell and implementing partners (both indicators)	
	O7.2 Reports on verification of carbon stocks available	n/a	6/2015	Check of existence of reports	Once end of project		-
Output 3.a.1: Baseline of deforestation and degradation rates and trends, and of biomass and carbon stocks in Nepal developed	3.a.1.i Actual baseline data on deforestation and degradation of forests publicly available	n/a	Data Published by 3/2014	Check Website and quality of baseline report and data source	Annually	REDD cell (all)	
	3.a.1.ii Baseline data on carbon stocks at national and at pilots on subnational level publicly available	n/a	Data Published by 3/2014	Check Website and quality of baseline report and data source	Annually		
Output 3.a.2: Reference scenarios and emission estimates developed	3.a.2.i Reference scenarios and emissions modeling based on IPCC guidelines published.	n/a	Scenario using at least Tier 1 standard published by 4/2014	Check Reference scenarios & emission estimates report for availability and respect of IPCC standards	Annually	REDD cell	
Output 3.a.3: Capacities for Forest Carbon monitoring from national to community level created	3.a.3.i Degree of operationality of Carbon emission monitoring unit in DFRS and at sub national level	n/a	Fully operational by 3/2014	Check status of Carbon emission monitoring unit and the national and sub national level reports	Every 6 months	REDD cell (all)	
	3.a.3.ii No of persons trained in Forest Carbon monitoring at different layers by gender and category of stakeholder	0	National level – 200 people Regional ,500 people District level 500 people Community level 1000 people	Check consultant report on capacity building, and DFO reports on local capacity building,	Every 6 months		

Results	Indicators	Baseline	Target by 8/2015	Methods/sources of information	Frequency of data collection	Responsibility for M&E	TL
R-PP component 4 : Design a Monitoring System							
Outcome 8: Reliable and verifiable data on carbon emissions and removal, REDD+ co-benefits, governance and safeguards available	O8.1 MRV System complies to international standards	n/a	Compliance to international standards	Internal quality check, external assessment	End of project	REDD cell FCPF TAP	
	O8.2 Data verification reveals no major discrepancies	n/a	Verified data in range of +/- 5% from original data	Internal quality check of data, External verification	After 2015 only	Evaluator	
	O8.3 Number of pilot sites with functional MRV system linked to REDD+ incentive payment	0	At least 5	Quality control of proposed MRV Systems of pilot sites	Annually for each pilot site	REDD cell	
R-PP sub-component 4.a: Emissions and removal							
Output 4.a.1: National Forest Information Monitoring (NAFIM) system operational	4.a.1.i Forest monitoring manual that describes monitoring of all 5 types of REDD+ activities, leakage, and carbon pools developed and distributed	n/a	Published by 6/2014	Check website and distribution of Forest monitoring manual to REDD+ stakeholders	Every 6 months from 2014 on	REDD cell	
	4.a.4.ii Number of persons at different layers by gender and category of stakeholder trained (=FCPF 3.1.b)	0	At least 1200 men and women from all stakeholder categories	Analysis of participant lists of training reports	Every 6 months from 2014 on	REDD cell	
	4.a.1.iii Data from all different forest regimes integrated into one central data base	n/a	Integrated central data base at DFRS by NAFIM	Check data availability and up-date in central data base and integration of inputs from other REDD+ stakeholders	Every 6 months from 2014 on	DFRS, REDD cell for check	
	4.a.1.iv Number of periodic (5 yearly) forest cover monitoring reports	n/a	2014 report	Check DFRS/FRA report	2014 and once every 5 years	NAFIM/DFRS, REDD cell for check	
R-PP sub-component 4.b: Other Multiple Benefits and Impacts							
Output 4.b.1: Joint information system on multiple benefits, governance, and safeguards functional	4.b.1.i Multiple incremental (co-) benefits of REDD+ are identified	n/a	Nepal comes up with its own REDD+ incremental benefit standards by end of 2013	Check website (public domain) for publication	Once March 2014	REDD cell (all)	
	4.b.1.ii REDD+ compatible social and environmental standards for Nepal agreed	n/a	Nepal specific SES standards agreed by end of 2013	SES Report and minutes of RWG on approval of SES standards	Annually from 2014 on		
	4.b.1.iii Template of Social, environmental and governance impact monitoring reports agreed	n/a	Template based on Nepal specific indicators agreed	Check minutes of RWG for consensus and website (public domain) for publication	Once end of project		-

Results	Indicators	Baseline	Target by 8/2015	Methods/sources of information	Frequency of data collection	Responsibility for M&E	TL
	4. b.1.iv Monitoring plan and manual for REDD+ implementation available	n/a	Nepal specific REDD+ PMF and REDD+ M&E Manual on public domain available	Check minutes of RWG for consensus on PMF and website (public domain) for publication of PMF and manual	Annually from 2015 on		
	4. b.1.v MoU on responsibilities and information flow processes among all stakeholders available	n/a	MoU on Multi-Stakeholder mechanism for collection and dissemination of information among stakeholders available	Check existence of MoU of stakeholders on good information flow	Annually from 2015 on		
	4. b.1.vi No of REDD+ M&E trained staff in all participating stakeholders (f/m)	0	Tbd by category of stakeholders and gender	Analysis of training reports (participant lists)	Every 6 months from 2014 on		
R-PP component 5 Budget and Schedule							
Output 5.A.1: R-PP financial needs covered in a timely manner	5. a.1.i Evidence of annual dissemination of financial reports to RWG	n/a	1/year (4 in total)	Minutes of RWG Meetings	annually	REDD cell (all) With input by Implementation partners	
	5. a.1.ii Number and volume of agreements on co-funding of R-PP	Tbd	Tbd	Analysis of Financing Agreements of GoN with development partners with funds earmarked for REDD	annually		
	5. a.1.iii FCPF R-PP Grant disbursement rate (=FCPF1.3.d)	0	At least 90% of planned annual amounts	FCPF annual financial report	Every 6 months		
	5. a.1.iv Overall R-PP disbursement rate (=FCPF1.3.d)	0	At least 90% of planned annual amounts	Annual reports by REDD financing partners	Annually		
	5. a.1.v Financial amounts used to enable active participation of IPs, CSOs and local communities in national REDD+ readiness(=FCPF 3.1.a.i)	0	Tbd	Analysis of financial reports of REDD cell and implementing partners	Estimation 2013 Annually from 2014 on		
	5. a.1.vi Disbursements for ER Program according to plans (=FCPF 2.5	n/a	Amount and date according to ERPA schedule	Analysis of ER Program disbursements	Only if an ER Program is signed		

Results	Indicators	Baseline	Target by 8/2015	Methods/sources of information	Frequency of data collection	Responsibility for M&E	TL
R-PP component 6 Monitoring, Evaluation and Reporting							
Output 6.a.1 Consulted Program Monitoring and evaluation framework functional	6.a.1.i PMF available	n/a	6/2013	PFM Reports	Once 2013 Annual	REDD Cell (all)	
	6.a.1.ii Trimestral reports submitted on reporting deadlines	n/a	12				
	6.a.1.iii Annual reports with biannual update submitted on reporting deadlines	n/a	3 2 updates	Annual reports, updates	Annual		
	6.a.1.iv Proportion of draft annual reports reviewed and commented by relevant stakeholder groups	n/a	100%	Check of Stake-holder comments on reports	Annual		
	6.a.1.v. Level of achievement of planned project milestones according to approved Readiness Preparation grant (FCPF M&E Framework 1.3.b.)	n/a	100% progressing well	Count of traffic lights	Every 6 months		
Output 6.a.2: REDD+ readiness assessed	6.a.2.i Consulted Midterm progress review (FCPF M&E Framework 1.3.a.) available	n/a	Available 6/2012	MTR report, minutes of consultations	Once 2013	REDD Cell (all)	
	6.a.2.ii Extension proposal for FCPF grant available	n/a	Available 10/2013	Proposal	Once 2014		
	6.a.2.iii Independent final review of R-Package (FCPF M&E Framework 1.A.2.)	n/a	Report available	Check availability of independent assessment	End of project	Evaluator	-

4. REPORTING

As explained in the Readiness Package Assessment Framework⁸, “Readiness phase reporting requirements are stipulated in the Readiness Preparation Grant Agreement (or equivalent document, depending on the Delivery Partner) and include the submission of a mid-term progress report (See FMT Note 2012-7 rev on “Process for Submitting and Reviewing Mid-Term Progress Reports and Requests for Additional Funding by Participating REDD+ Countries”).”

Participant countries in FCPF are expected to produce annual reports by every 30 August, with 6-month updates by every 30 March. A specific reporting template (Annex 1) has been set-up at the Facility-level M&E framework. Reporting on each R-PP component will assess overall R-PP progress against milestones set for each sub-component, as well as progress against annual targets.

Table 4 on the next pages summarizes milestones and annual targets as a basis for (semi-) annual reporting. It is against these milestones and targets that the first annual report (reporting date August 30, 2013) according to the new template will be published, and a summary presentation for Lombok PC meeting will be produced. As monitoring has not been organized so far according to the newly defined indicators, the information for this first annual report will be principally drawn from the Mid-Term Progress Report. Any additional information that has not been able to collect by the Mid-Term Progress Report will be presented in the March 30, 2014 semi-annual update. Under the assumption that the FCPF grant will be expended to at least June 30, 2015, the next reporting dates will be August 30, 2014 (2nd annual report), March 30, 2015 (2nd annual report up-date), and August 30, 2015 (3rd annual report), thus allowing to cover the whole Readiness process till submission and appraisal of the R-Package.

The annual reporting date of August 30 aligns well to the annual reporting period for the Nepalese fiscal year which ends on July 15. The August 30 date allows to fully include the data available for the annual reporting to the MoFSC as well as other information coming from different stakeholders and to consult the draft progress reports within the governance structure of the Nepal REDD+ process.

⁸ Readiness Package Assessment Framework, FCPF Readiness Fund, p2, March 26, 2013

Table 4: Proposed Milestones and annual targets for reporting

	Sub-component	Overall progress	Progress against annual targets			
		Planned milestones 8/2015	Baseline 2011	Annual target value 8/2012	Expected Annual target 8/2013	Expected Annual target 8/2014
R-PP Component 1 – Readiness Organization and Consultation	Sub-Component 1a – National REDD+ Management Arrangements	O1.1 Decreasing number of Complaints on REDD+ Governance recorded and increasing portion of complaints responded to	n/a	n/a	Baseline to be established	Decrease of complaints 20% increase of responses
	<i>Purpose: setting-up national readiness management arrangements to manage and coordinate the REDD-plus readiness activities whilst mainstreaming REDD-plus into broader strategies</i>	O1.2 Inclusive Apex body and RWG fully functional	yes	yes	yes	yes
	<i>Assessment Criteria: (i) accountability and transparency; (ii) operating mandate and budget; (iii) multi-sector coordination mechanisms and cross-sector collaboration; (iv) technical supervision capacity; (v) funds management capacity; (vi) feedback and grievance redress mechanism</i>	O1.3 MTR and R-Package widely discussed with all relevant Stakeholders including Indigenous Peoples and local communities	n/a	n/a	MTR widely discussed	MTR widely discussed
		1.a.1.i 8 Apex meetings in 2012-2015	0	2	2	2
		1.a.1.ii 24 meetings of RWG in 2011-2015	4	4	6	6
		1.a.1.iii 75% participation of Apex body and RWG members in meetings	n/a	n/a	Baseline to be established	75%
		1.a.1.iv Agendas are widely discussed and decisions made timely as needed	n/a	n/a	Constructive Discussion, timely decisions	Constructive Discussion, timely decisions
		1.a.1.v Inclusiveness of RWG sustained with least 5 line ministries, CSO, IP, donors representatives	Tbd	Tbd	At least 5 line ministries, CSO, IP, donors	At least 5 line ministries, CSO, IP, donors
		1.a.1.vi Inclusiveness of Apex body sustained with least 9 line ministries, CSO, IP, private sector representatives	Tbd	Tbd	9 line ministries, CSO, IP, private sector	9 line ministries, CSO, IP, private sector
		1.a.2.i 100 % of REDD Cell staff positions occupied (100% = 7 technical, 5 non-technical staff)	0	n/a	100% of 7 technical, 5 non-technical staff	100% of 7 technical, 5 non-technical staff
		1.a.2.ii REDD Cell staff trained according identified training needs	0	n/a	n/a	Training needs defined, trainings organized, Tbd
		1.a.2.iii 24 internal audits, 4 external annual audits without major remarks submitted in due time	0	6 internal, 1 external in due time	6 internal audits, 1 external in due time	6 internal audits, 1 external in due time
		1.a.2.iv 24 reports to RWG, 6 reports to Apex body and 12 presentations to Multi-stakeholder Forum	0	4 reports 2 reports 2 presentations	6 reports 2 reports 4 presentations	6 reports 2 reports 4 presentations
		1.a.3.i Guidelines for FGRM linked with existing grievance mechanisms at central, local and regional level approved by Apex body and available in Nepali and English on website	0	n/a	n/a	Available in English
		1.a.3.ii 5 trained and equipped regional focal points	n/a	0	0	5 trained and equipped regional focal points
	1.a.3.iii 5 regional public grievance hearings	0	0	0	0	

Sub-component	Overall progress	Progress against annual targets			
	Planned milestones 8/2015	Baseline 2011	Annual target value 8/2012	Expected Annual target 8/2013	Expected Annual target 8/2014
<p>Sub-Component 1b – Consultation, Participation, and Outreach</p> <p><i>Purpose: broad consultation with and participation of key stakeholders for future REDD+ programs, to ensure participation of different social groups, transparency and accountability of decision-making</i></p> <p><i>Assessment Criteria: (i) participation and engagement of key stakeholders; (ii) consultation processes; (iii) information sharing and accessibility of information; (iv) implementation and public disclosure of consultation outcomes</i></p>	O2.1 At least 1 subnational REDD pilot sites submitting proposal ER-PIN for REDD+ Funding	n/a	n/a	n/a	1 potential site
	O2.2 Increasing number of participation of different stakeholders in different events on REDD+ and of activities organized by other stakeholders	o	o	Baseline to be established	Increase
	1.b.1.i No of media by target group, language, region:	n/a	n/a	Tbd	Tbd
	- 2TV/video programs produced in Nepali and English with at least 24 broadcastings in total				
	- 25 radio programs produced with in different languages and at least 325 broadcastings in total				
	- 8 articles in newspaper articles published				
	- 2 Leaflets developed				
	- 3 Posters developed				
	- 1 REDD+ diaries produced				
	- 6 Brochures produced				
	1.b.1.ii Website www.mofsc-redd.gov.np in Nepali and English regularly updated with download possibility of all relevant REDD+ information and publications	Setup in English	Updated	Updated	Updated in English, Setup in Nepali
	1.b.1.iii 5 national, 5 regional and 25 local REDD+ orientation workshops/events with No of participants by gender and target group	n/a	n/a	Tbd	Tbd
	1.b.2i 1 ToT and 3 training modules on REDD+ developed	o	1 ToT	Tbd	Tbd
	1.b.2.ii 15 REDD+ lead trainers and 20 REDD+ technical trainers and 280 REDD+ district facilitators trained by gender	o	Tbd	Tbd	Tbd

	Sub-component	Overall progress	Progress against annual targets			
		Planned milestones 8/2015	Baseline 2011	Annual target value 8/2012	Expected Annual target 8/2013	Expected Annual target 8/2014
		1.b.3.i At least 12 meetings of National Consultative Forum 1. b.3.ii At least 15 meetings of Regional Consultative Fora (5) 1. b.3.iii At least 225 REDD+ meetings at district level (75) 1. b.3.iv At least 50% of participants that have participated in stakeholder consultation workshops are either women, Dalit, or IP (segregated by type, gender and age) 1.b.3.v 50 District stakeholder profiles available 1.b.3.vi At least 3 networks operating local level forest management regime networks in 3 different districts 1.b.4.i All REDD+ relevant issues raised in consultation processes are reported to and discussed by RWG or Apex body	0 0 0 n/a 0 0 n/a	2 0 0 Tbd 0 0 n/a	2 0 0 Tbd 50% women, Dalit, IP 0 0 all	4 5 75 Tbd 50% women, Dalit, IP 50 1 all
R-PP Component 2 – REDD+ Strategy Preparation	Subcomponent 2a: Assessment of Land Use, Land Use Change Drivers, Forest Law, Policy and Governance <i>Purpose: identification of key drivers of deforestation and/or forest degradation, as well as activities concerning conservation, sustainable management of forests, and enhancement of forest carbon stocks</i> <i>Assessment Criteria: (i) assessment and analysis; (ii) prioritization of direct and indirect drivers/barriers to forest enhancement; (iii) links between drivers/barriers and REDD+ activities; (iv) actions plans to address natural resource right, land tenure, governance; (v) implications for forest law and policy</i>	O3.1 Necessary No. and types of policy reforms initiated to comply to REDD+ standards according to plans/studies 2.a.1 Reports and maps of all 5 physiographic regions available on website 2.a.2.i Studies with meaningful participation/consultation of stakeholders published and available on website on - Demand and supply of forest products - Drivers of deforestation in Terai, Churia, mid-hills and high mountains - Value chain of forest products - Factors of weak forest governance, policy implementation and law enforcement - Coordination mechanisms among government departments and between GD and other stakeholders 2.a.2.ii Synthesis leaflets of studies available in English and Nepali 2.a.2.iii Priority list of deforestation and degradation drivers published, that has been discussed among stakeholders 2.a.3.i Study to define statute of tenure rights on forest carbon published 2.a.3.ii Analytical study on natural resource rights and land tenure and implications for benefit sharing mechanism published 2.a.3.iii Action plan to address REDD+ in national regulations and forest sector policy reforms approved by RWG and Apex body.	CBD. UNDRIP, NAPA, Climate change policy n/a n/a n/a n/a n/a n/a n/a n/a n/a n/a n/a n/a n/a n/a	Forest strategy n/a n/a n/a n/a n/a n/a n/a n/a n/a n/a n/a	Tbd n/a Tbd Tbd Tbd Tbd Tbd Tbd Tbd leaflets published List available n/a n/a n/a	Action plans for policy reform 5 final reports with thematic maps Tbd Tbd Tbd Tbd Tbd Tbd Tbd leaflets published List available Tbd Tbd Action plan available

NEPAL M&E FRAMEWORK FOR THE R-PP PROCESS

Sub-component	Overall progress	Progress against annual targets			
	Planned milestones 8/2015	Baseline 2011	Annual target value 8/2012	Expected Annual target 8/2013	Expected Annual target 8/2014
Subcomponent 2b: REDD+ Strategy Options <i>Purpose: Develop a set of policies and programs for addressing the drivers of deforestation and/or forest degradation</i> <i>Assessment Criteria: (i) selection and prioritization of REDD+ strategy options; (ii) feasibility assessment; (iii) implications for strategy options on existing sectoral policies</i>	O4.1 Approved National REDD+ strategy report published	n/a	n/a	n/a	n/a
	O4.2 R-Package in line with PC adopted assessment framework submitted to the FCPF by 10/2014	n/a	n/a	n/a	n/a
	2.b.1.i At least 3 reports based on meaningful dialogues and consultative evidence related to REDD+ issues at all levels (national, meso and community)	n/a	n/a	Tbd	3 study reports
	2.b.1.ii Assessment report of spillover effects of other sectoral policies on strategic options published	n/a	n/a	Tbd	1 Assessment report
	2.b.1.iii Feasibility report of selected strategic options published	n/a	n/a	n/a	1 Feasibility report
	2.b.1.iv At least one national and 5 regional consultative meetings for endorsement of priority of options	n/a	n/a	n/a	Tbd
	2.b.1.v FPIC process with high level of stakeholder consent implemented	n/a	n/a	n/a	partially implemented
	2.b.2.i At least 4 reports of pilot sites including concerns and issues of key stakeholders consulted according to FPIC process at grass root level	n/a	n/a	n/a	n/a
	2.b.2.ii At least 4 learnings of ER pilot sites included into REDD+ Strategy	n/a	n/a	n/a	n/a
	2.b.2.iii One ER-PIN submitted to PC by 10/2013	n/a	n/a	n/a	1 ER-PIN submitted

NEPAL M&E FRAMEWORK FOR THE R-PP PROCESS

Sub-component	Overall progress	Progress against annual targets			
	Planned milestones 8/2015	Baseline 2011	Annual target value 8/2012	Expected Annual target 8/2013	Expected Annual target 8/2014
<p>Subcomponent 2c: Implementation Framework</p> <p><i>Purpose: Set out credible and transparent institutional, economic, legal and governance arrangements necessary to implement REDD+ strategy options</i></p> <p><i>Assessment Criteria: (i) adoption and implementation of legislation/regulations; (ii) guidelines for implementation; (iii) benefit sharing mechanism; (iv) national REDD+ registry and system monitoring REDD+ activities</i></p>	O5.1 All relevant institutional structures for REDD+ implementation according to architecture of institutional arrangement in place	REDD Apex body, RWG, REDD cell, Technical committee, Multi-stakeholder forum etc.	REDD Apex body, RWG, REDD cell, Technical committee, Multi-stakeholder forum etc.	REDD Apex body, RWG, REDD cell, Technical committee, Multi-stakeholder forum etc.	Tbd
	2.c.1.i Necessary adaptations of legal and regulatory framework necessary for REDD+ implementation and carbon financing made or under way	n/a	n/a	n/a	Tbd
	2.c.1.ii Validated design note of architecture of REDD implementation in new federal system available	n/a	n/a	n/a	Tbd
	2.c.1.iii REDD+ implementation guidelines for different forest regimes published on website	n/a	n/a	n/a	draft available
	2.c.2.i Concept, budget, legal provision and inclusive institutional arrangement for Carbon trust fund establishment available by 2015	n/a	n/a	n/a	n/a
	2.c.2.ii Less than 3 months needed to channel international REDD+ funds from arrival at national level to local beneficiaries	n/a	n/a	n/a	n/a
	2.c.3.i Framework for Carbon benefit sharing arrangements validated by all Stakeholders	n/a	n/a	n/a	Framework validated
	2.c.4.i Clearing house mechanism on REDD+ information functional	n/a	n/a	created	functional
2.c.4.ii M&E Framework for REDD+ implementation available	n/a	n/a	n/a	n/a	
2.c.4.iii Forest carbon registry is operational and receives first registrations	n/a	n/a	n/a	n/a	

NEPAL M&E FRAMEWORK FOR THE R-PP PROCESS

Sub-component	Overall progress	Progress against annual targets				
	Planned milestones 8/2015	Baseline 2011	Annual target value 8/2012	Expected Annual target 8/2013	Expected Annual target 8/2014	
Subcomponent 2d: Social and Environmental Impacts <i>Purpose: Ensure compliance with the Common Approach and prepare a country specific Environmental and Social Management Framework (ESMF)</i> <i>Assessment Criteria: (i) analysis of social and environmental safeguard issues; (ii) REDD+ strategy design with respect to impacts; (iii) Environmental and Social Management Framework</i>	O6.1 All necessary measures foreseen in ESMF implemented	n/a	n/a	n/a	Tbd in ESMF	
	2.d.1.i SESA completed and validated by all stakeholders	n/a	n/a	Contract concluded	n/a	
	2.d.1.ii At least 600 participants at 2 national, 1 regional, 3 local level consultations, 6 learning groups with at least 20 men/20 women/20 youth from CSO and IP consulted and trained during SESA process	n/a	n/a	n/a	SESA completed and Results validated	600 participants at 2 national, 1 regional, 3 local level consultations, 6 learning groups
	2.d.2.i ESMF developed and approved by Apex body by 3/2014	n/a	n/a	n/a	ESMF developed and approved	Relevant and feasible indicators identified
	2.d.2.ii Indicators for enhancement of livelihoods of local communities and for biodiversity conservation included in ESMF and REDD+ strategy	n/a	n/a	n/a		

Sub-component	Overall progress	Progress against annual targets			
	Planned milestones 8/2015	Baseline 2011	Annual target value 8/2012	Expected Annual target 8/2013	Expected Annual target 8/2014
R-PP Component 3 - Reference Emissions Level/Reference Levels <i>Purpose: Development of the general approach to establish a REL/RL</i> <i>Assessment Criteria: (i) demonstration of methodology; (ii) use of historical data, and adjusted for national circumstances; (iii) technical feasibility of the methodological approach, and consistency with UNFCCC/IPCC guidance and guidelines</i>	07.1 Data submitted to determine ER-payments by 12/2014	n/a	n/a	n/a	n/a
	07.2 Reports on verification of carbon stocks available by 6/2015	n/a	n/a	n/a	n/a
	3.a.1.i Actual baseline data on deforestation and degradation of forests published by 3/2014	n/a	n/a	n/a	Data Published by 3/2014
	3.a.1.ii Baseline data on carbon stocks at national and at pilots on subnational level published by 3/2014	n/a	n/a	n/a	Data Published by 3/2014
	3.a.2.i Reference scenarios and emissions modeling according to IPCC guidelines (using at least tier 1 level) published for national, regional, district and selected community levels by 4/2014	n/a	n/a	n/a	Developed and published for national, regional, district and selected community levels by 4/2014
	3.a.3.i Degree of operationality of Carbon emission monitoring unit in DFRS and at sub national level	n/a	n/a	n/a	Fully operational by 3/2014
3.a.3.ii At National level 200 people, at regional 500 people District level 500 people and at Community level 1000 people trained in Forest Carbon monitoring at different layers by gender and category of stakeholder	n/a	n/a	n/a	National level – 100 people, Regional 250 people, District level 250 people Community level 100 people	

	Sub-component	Overall progress	Progress against annual targets			
		Planned milestones 8/2015	Baseline 2011	Annual target value 8/2012	Expected Annual target 8/2013	Expected Annual target 8/2014
R-PP Component 4: Monitoring Systems for Forests and Safeguards	Component 4: Monitoring system for Forests and Safeguards	O8.1 MRV System complies to international standards O8.2 Data verification reveals no major discrepancies O8.3 At least 5 pilot sites with functional MRV system linked to REDD+ incentive payment	n/a n/a 0	n/a n/a 0	n/a n/a 0	n/a n/a 1
	Subcomponent 4a: National Forest Monitoring System <i>Purpose: Design and develop an operational forest monitoring system and describe the approach to enhance the system over time</i> <i>Assessment Criteria: (i) documentation of monitoring approach; (ii) demonstration of early implementation; (iii) institutional arrangements and capacities- Forests</i>	4.a.1.i Forest monitoring manual that describes monitoring of all 5 types of REDD+ activities, leakage, and carbon pools published b 6/2014 4.a.4.ii At least 1200 men and women trained at different layers by gender and category of stakeholders 4.a.1.iii Data from all different forest regimes integrated into one central data base at DFRS by NAFIM 4.a.1.iv 2014 Baseline for periodic (5 yearly) forest cover monitoring reports published	n/a 0 n/a n/a	n/a n/a n/a n/a	n/a n/a n/a n/a	published 600 central data base at DFRS developed Baseline 2014 available
	Subcomponent 4b: Information System for Multiple Benefits, Other Impacts, Governance, and Safeguards <i>Purpose: Specify the non-carbon aspects prioritized for monitoring by the country</i> <i>Assessment Criteria: (i) identification of relevant non-carbon aspects, and social and environmental issues; (ii) monitoring, reporting and information sharing; (iii) Institutional arrangements and capacities – Safeguards</i>	4.b.1.i Nepal comes up with its own REDD+ incremental benefit standards by end of 2013 4.b.1.ii Nepal specific REDD+ social and environmental standards agreed by end of 2013 4.b.1.iii Template for Social, environmental and governance impact monitoring reports based on Nepal specific indicators agreed 4.b.1.iv Nepal specific REDD+ PFM and M&E manual for REDD implementation on public domain available 4.b.1.v MoU on Multi-Stakeholder mechanism for collection and dissemination of information among stakeholders available 4.b.1.vi No of REDD+ M&E trained staff in all participating stakeholders by category and gender (f/m)	n/a n/a n/a n/a n/a n/a	n/a n/a n/a n/a n/a n/a	n/a n/a n/a n/a n/a n/a	Available 1/2014 By end of 2013 n/a PMF and REDD+ M&E Manual n/a Tbd

NEPAL M&E FRAMEWORK FOR THE R-PP PROCESS

	Sub-component	Overall progress	Progress against annual targets			
		Planned milestones 8/2015	Baseline 2011	Annual target value 8/2012	Expected Annual target 8/2013	Expected Annual target 8/2014
R-PP Component 6: Program M&E	Component 6: Program M&E	6.a.1.i PMF available 6/2013	n/a	n/a	Available	Targets updated
		6.a.1.ii 12 Trimestral reports submitted on reporting deadlines	n/a	n/a	3	3
		6.a.1.iii 3 Annual reports (August 30) with biannual update (march 30) submitted to FCPF on reporting deadlines	n/a	n/a	1	1 update
		6.a.1.iv 100% draft progress reports reviewed and commented by relevant stakeholder groups	n/a	n/a	100%	100%
		6.a.1.v 100% achievement of planned project milestones of approved Readiness Preparation grant	n/a	n/a	50%	80%
		6.a.2.i Consulted Midterm progress review submitted by 6/2012	n/a	n/a	Consulted MTR submitted	n/a
		6.a.2.ii Extension proposal for FCPF grant available by 10/2013	n/a	n/a	n/a	Grant extended till 6/2
		6.a.2.iii Independent final review report of R-Package available	n/a	n/a	n/a	n/a

ANNEX 1: REPORTING TEMPLATE FOR PC

REDD + ANNUAL COUNTRY PROGRESS REPORTING
(with semi-annual update)
COUNTRY: NEPAL
PERIOD: September 1, XXX – August 30, XXX

This country reporting framework has been developed following the structure of the FCPF Monitoring and Evaluation Framework, its logical framework and PMF, so as to facilitate and systematize the data analysis. The semi-annual country reporting should provide the FMT with indications of REDD+ countries' progress towards the achievement of their readiness activities and the implementation of their ER programs overtime, in a way that data are easily consolidated and provide indications on the level of achievement of the FCPF output, outcome and impact indicators as defined in the FCPF M&E Framework.

This suggested format below is an improvement over and replaces the national Readiness Progress Fact Sheets template that countries currently use to report progress before each PC meeting. This country reporting also builds on the structure and content of the R-PP template version 6 and its guidelines, and the R-Package Assessment Framework. A sample of assessed R-PPs and their Component 6 on M&E Framework and a sample of national Readiness Progress Fact Sheets have been reviewed as part of the development of this country reporting framework.

Submitted country reports should draw upon the country M&E system for REDD + (component 6 of R-PP) and should be prepared in consultation with members of REDD task force or equivalent body. Inputs from stakeholders including IPs and CSOs should be integrated into national reporting, and divergent views indicative of lack of consensus on specific issues should be recorded in the country report.

It is expected that the annual progress country reporting will be submitted to the FMT by August 30th each year. A self-assessment of progress will be conducted as part of this country reporting. An update of this country reporting will also be submitted by March 30th each year.

1. GENERAL INTRODUCTION

Introduction to the report, its main purpose and sections. Short description of FCPF support in country.

2. SUMMARY OF REPORT

Summary of progress, key achievements with a focus on higher level results and important issues/problems that arose during the reporting period. Highlights of next steps in following period (key bullets only)

3. MAIN ACHIEVEMENTS AND RESULTS DURING THE PERIOD

The section below should provide qualitative and quantitative data on the progress towards expected results along the following subsections. Information is to be provided cumulatively. If the information requested is not available or not relevant at the time of the reporting, mention “does not apply – n/a”.

3.1 PROGRESS AT THE IMPACT LEVEL (if any data available)

Please provide here any quantitative and qualitative information, if available on the following criteria/indicators.

Number of tons of CO ₂ emissions from deforestation and forest degradation reduced in the country during the reporting period as compared to the measured REL/RL, if any (FCPF M&E Framework Indicator I.2.B; Nepal PMF Indicators 3.a.2.i and I2):	
<u>National Forest Reference Emission Level (REL)/Reference Level (RL) defined:</u>	n/a
<u>Number of tons reduced during the reporting period as compared to REL/RL:</u>	n/a

Amount of non-FCPF investments received under R-PP process (FCPF M&E Framework Indicator I.4.A; Nepal PMF indicator 5.a.1.ii):	
<u>Source:</u>	<u>Amount provided:</u>
<u>Source:</u>	<u>Amount provided:</u>
<u>Source:</u>	<u>Amount provided:</u>
<u>Source:</u>	<u>Amount provided:</u>
<u>Source:</u>	<u>Amount provided:</u>

Amount of non-FCPF investments received for implementation of ER Programs (e.g. FIP, bilateral donors, private sector), if relevant (FCPF M&E Framework Indicator I.4.A; Nepal PMF indicator I3.3):	
<u>Source:</u>	<u>Amount provided:</u>
<u>Source:</u>	<u>Amount provided:</u>

Level of multi-stakeholder participation and engagement in decision making processes related to emission reductions and forest resource management (*FCPF M&E Framework Indicator I.5.A; Nepal PMF indicator I1.1*):

Please describe the process of engagement and consultation implemented:

Please describe the level of participation and engagement for the following stakeholder categories:

- Government Agencies:
- Indigenous Peoples:
- Other forest-dependent communities, if any:
- Women:
- Youth:
- CSOs:
- Private entities:
- Donors:
- Others, please specify:

Nb. and type of policy reforms initiated, completed or underway complying to REDD+ standards, if any (*FCPF M&E Framework Indicator I.5.B; Nepal PMF indicator I1.2*):

Number of policy reforms during the reporting period that are:

- Underway:
- Completed:

Please describe these policy reforms:

3.2 PROGRESS AT THE OUTCOME AND OUTPUT LEVEL

3.2.1. REDD Readiness Progress

- Outcome level

As a synthesis of the following output level assessments, please briefly describe here the progress made during the reporting period in developing the country Readiness Package (*FCPF M&E Framework Indicator 1.A; Nepal PMF indicator I1.3.2*):

Progress made during the reporting period in developing the country Readiness Package:

- Output level

Please indicate which of your country R-PP components and sub-components have received support from FCPF through the Readiness Preparation Grant (>3.2 million USD)		
Components	Sub-components	Planned Support from FCPF (Yes/No) Amount in thousand US\$ and in % of total
1. Readiness Organization and Consultation	1a. National REDD+ Management Arrangements	Yes (245.4 = 54.4%)
	1b. Consultation, Participation, and Outreach	No
2. REDD+ Strategy Preparation	2a. Assessment of Land Use, Land Use Change Drivers, Forest Law, Policy and Governance	Yes (10 = 9.4%)
	2b. REDD+ Strategy Options	Yes (125 = 90.6%)
	2c. Implementation Framework	Yes (189 = 72.4%)
	2d. Social and Environmental Impacts	Yes (120 = 85.7%)
3. Reference Emissions Level/Reference Levels		Yes (1,055 = 77.9%)
4. Monitoring Systems for Forests and Safeguards	4a. National Forest Monitoring System	Yes (1,610 = 63.6%)
	4b. Information System for Multiple Benefits, Other Impacts, Governance, and Safeguards	
6. Design a Program Monitoring and Evaluation Framework		Yes (241 = 100%)

Level of implementation of R-PP ⁹ as a whole:
<u>Please describe the current R-PP implementation stage:</u>

⁹Please note that you will be able to assess progress on the implementation of R-PP-P components and sub-components in table included in the following pages.

Level of achievement of planned milestones according to approved FCPF-financed Readiness Fund Grant (>3.2 million USD) (FCPF M&E Framework 1.3.b.) ¹⁰ :		
<u>Planned Milestones :</u>	<u>Level of Achievement</u> ¹¹ :	<u>Tracking</u> ¹² :
<p>1.a.1 Multisectoral and cross-sectoral REDD+ Governance structure operational and maintained</p> <p>1.a.2 National technical supervision and fund management capacity fully developed</p> <p>1.a.3 Feedback and grievance redress mechanism operational</p> <p>1.b.3 Consultation of all stakeholders including IP's, social minorities and local communities at national, regional and local levels ensured</p> <p>2.a.3 Trends of drivers of deforestation and degradation of forest understood and taken into account in action plans</p> <p>O.4.1 REDD Strategy finalized and approved by 6/2015</p> <p>2.c.1 Institutional arrangements for REDD+ implementation established</p> <p>2.d.1 SESA completed by 6/2012 and ESMF and findings integrated into REDD+ strategy by 3/2014</p> <p>3. Reference level scenarios and emissions estimates developed and capacities for carbon monitoring submitted by 4/2014</p> <p>4. National Forest Information Monitoring system and Information system on multiple benefits, governance, and safeguards functional by 6/2014</p> <p>6.a.1 Semiannual Progress reports submitted</p> <p>6.a.2 Mid-term Progress Report by 9/2012</p> <p>6.a.2 Final Readiness assessment submitted by 2015</p>		<p><i>Please select your light rating:</i></p> <p><input checked="" type="radio"/> Significant progress</p> <p><input type="radio"/> Progressing well, further development required</p> <p><input type="radio"/> Further development required</p> <p><input type="radio"/> Not yet demonstrating progress</p> <p><input type="radio"/> Non Applicable</p> <p><i>Please explain why:</i></p>





¹⁰Please note that these milestones have been derived from the RPAN but neither the Readiness Fund Grant nor the RPAN have defined any milestones for the Readiness preparation process other than the indicators in the R-PP of April 2010

¹¹Countries are expected to provide data on the overall level of achievement of planned milestones as defined in their Readiness Preparation Grant Agreement, and, if applicable, additional grant of up to \$5 million. For instance, under their Preparation Readiness Grant Agreement (>3.2 million USD), Countries should provide data on (i) the support to the Coordination of the REDD+ Readiness Process and Multi-Stakeholder Consultations; (ii) the contribution to the Design of a National REDD+ Strategy; and (iii) the preparation of a National Reference Scenario for REDD+

¹²The level of achievement of planned milestones according to approved RF grant will be summarized through progress scores related to the synthesis of an overall achievement, qualitatively expressed on a four-color 'traffic light' scale and then explained. In case the assessment is not applicable, a fifth color scale "Non Applicable" can be selected.

This 'traffic light' scale is based on the system contained in the R-Package Assessment Framework

Degree of achievement of planned milestones per R-PP component and sub-component (FCPF M&E Framework 1.3.c.).
Countries are expected to rate progress toward the implementation of R-PP sub-component only once a year, as part of the reporting submitted by August 30th each year

Sub-component	Overall progress		Progress against annual targets		Tracking ¹³ (Please select your light rating)
	Planned Milestones	Cumulative Progress Towards Milestones	Expected Annual Target	Achievements of the Annual Target	
Component 1 – Readiness Organization and Consultation					
Sub-Component 1a – National REDD+ Management Arrangements <i>Purpose: setting-up national readiness management arrangements to manage and coordinate the REDD-plus readiness activities whilst mainstreaming REDD-plus into broader strategies</i> <i>Assessment Criteria:</i> (i) accountability and transparency; (ii) operating mandate and budget; (iii) multi-sector coordination mechanisms and cross-sector collaboration; (iv) technical supervision capacity; (v) funds management capacity; (vi) feedback and grievance redress mechanism	<p>O1.1 Decreasing number of Complaints on REDD+ Governance recorded and increasing portion of complaints responded to</p> <p>O1.2 Inclusive Apex body and RWG fully functional</p> <p>O1.3 MTR and R-Package widely discussed with all relevant Stakeholders including Indigenous Peoples and local communities</p> <p>1.a.1.i 8 Apex meetings in 2012-2015</p> <p>1.a.1.ii 24 meetings of RWG in 2011-2015</p> <p>1.a.1.iii 75% participation of Apex body and RWG members in meetings</p> <p>1.a.1.iv Agendas are widely discussed and decisions made timely as needed</p>				<p><input checked="" type="radio"/> Significant progress</p> <p><input type="radio"/>  Progressing well, further development required</p> <p><input type="radio"/>  Further development required</p> <p><input type="radio"/>  Not yet demonstrating progress</p> <p><input checked="" type="radio"/>  Non Applicable</p> <p><i>Please explain why:</i></p>

¹³The level of achievement of planned milestones per R-PP component should be self-assessed and reported, as well as summarized through progress scores related to the synthesis of this overall achievement, qualitatively expressed on a four-color 'traffic light' scale and then briefly explained. In case the assessment is not applicable, a fifth color scale 'Non Applicable' can be selected. This 'traffic light' scale is based on the system contained in the R-Package Assessment Framework. The R-Package assessment criteria are included to assist countries identify, plan and track their readiness preparations progress with the core aspects and desired outcomes of readiness preparation activities as contained in R-Package Assessment Framework.

Sub-component	Overall progress		Progress against annual targets		Tracking ¹³ (Please select your light rating)
	Planned Milestones	Cumulative Progress Towards Milestones	Expected Annual Target	Achievements of the Annual Target	
	<p>1.a.1.v Inclusiveness of RWG sustained with least 5 line ministries, CSO, IP, donors representatives</p> <p>1.a.1.vi Inclusiveness of Apex body sustained with least 9 line ministries, CSO, IP, private sector representatives</p> <p>1.a.2.i 100 % of REDD Cell staff positions occupied (100% = 7 technical, 5 non-technical staff)</p> <p>1.a.2.ii REDD Cell staff trained according identified training needs</p> <p>1.a.2.iii 24 internal audits, 4 external annual audits without major remarks submitted in due time</p> <p>1.a.2.iv 24 reports to RWG, 6 reports to Apex body and 12 presentations to Multi-stakeholder Forum</p> <p>1.a.3.i Guidelines for FGRM linked with existing grievance mechanisms at central, local and regional level approved by Apex body and available in Nepali and English on website</p> <p>1.a.3.ii 5 trained and equipped regional focal points</p> <p>1.a.3.iii 5 regional public grievance hearings</p>				

Sub-component	Overall progress		Progress against annual targets		Tracking ¹³ (Please select your light rating)
	Planned Milestones	Cumulative Progress Towards Milestones	Expected Annual Target	Achievements of the Annual Target	
<p>Sub-Component 1b – Consultation, Participation, and Outreach</p> <p><i>Purpose: broad consultation with and participation of key stakeholders for future REDD+ programs, to ensure participation of different social groups, transparency and accountability of decision-making</i></p> <p><i>Assessment Criteria: (i) participation and engagement of key stakeholders; (ii) consultation processes; (iii) information sharing and accessibility of information; (iv) implementation and public disclosure of consultation outcomes</i></p>	<p>O2.1 At least 1 subnational REDD pilot sites submitting proposal ER-PIN for REDD+ Funding</p> <p>O2.2 Increasing number of participation of different stakeholders in different events on REDD+ and of activities organized by other stakeholders</p> <p>1.b.1.i No of media by target group, language, region:</p> <ul style="list-style-type: none"> - 2TV/video programs produced in Nepali and English with at least 24 broadcastings in total - 25 radio programs produced with in different languages and at least 325 broadcastings in total - 8 articles in newspaper articles published - 2 Leaflets developed - 3 Posters developed - 1 REDD+ diaries produced - 6 Brochures produced <p>1.b.1.ii Website www.mofsc-redd.gov.np in Nepali and English regularly updated with download possibility of all relevant REDD+ information and publications</p> <p>1.b.1.iii 5 national, 5 regional and 25 local REDD+ orientation workshops/events with No of participants by gender and target group</p>				<p><input checked="" type="radio"/> Significant progress</p> <p><input type="radio"/> Progressing well, further development required</p> <p><input type="radio"/> Further development required</p> <p><input type="radio"/> Not yet demonstrating progress</p> <p><input checked="" type="radio"/> Non Applicable</p> <p><i>Please explain why:</i></p>

Sub-component	Overall progress		Progress against annual targets		Tracking ¹³ (Please select your light rating)
	Planned Milestones	Cumulative Progress Towards Milestones	Expected Annual Target	Achievements of the Annual Target	
	<p>1.b.2.i 1 ToT and 3 training modules on REDD+ developed</p> <p>1.b.2.ii 15 REDD+ lead trainers and 20 REDD+ technical trainers and 280 REDD+ district facilitators trained by gender</p> <p>1.b.2.iii No of trainings and participants on REDD+ by gender, topic, and region under joint REDD+ training program of key stakeholders</p> <p>1.b.2.iv 75 journalists (m/f) trained</p> <p>1.b.2.v 4000 training days in forest governance for Forest field staff (m/f)</p> <p>1.b.2.vi No of lectures on REDD+ at academia</p> <p>1.b.2.vii 1 Bachelor, 1 Master curricula revised with REDD+ themes and respective teaching material</p> <p>1.b.2.viii 10 Master and 15 Bachelor theses on REDD+ supported</p> <p>1.b.2.ix Increasing and "Gender balanced" number of Nepal experts who participated in at least 10 South-south learning activities</p>				

Sub-component	Overall progress		Progress against annual targets		Tracking ¹³ (Please select your light rating)
	Planned Milestones	Cumulative Progress Towards Milestones	Expected Annual Target	Achievements of the Annual Target	
R-PP Component 2 – REDD+ Strategy Preparation					
<p>Subcomponent 2a: Assessment of Land Use, Land Use Change Drivers, Forest Law, Policy and Governance</p> <p><i>Purpose: identification of key drivers of deforestation and/or forest degradation, as well as activities concerning conservation, sustainable management of forests, and enhancement of forest carbon stocks</i></p> <p><i>Assessment Criteria: (i) assessment and analysis; (ii) prioritization of direct and indirect drivers/barriers to forest enhancement; (iii) links between drivers/barriers and REDD+ activities; (iv) actions plans to address natural resource right, land tenure, governance; (v) implications for forest law and policy</i></p>	<p>O3.1 Necessary No. and types of policy reforms initiated to comply to REDD+ standards according to plans/studies</p> <p>2.a.1 Reports and maps of all 5 physiographic regions available on website</p> <p>2.a.2.i Studies with meaningful participation/consultation of stakeholders published and available on website on</p> <ul style="list-style-type: none"> - Demand and supply of forest products - Drivers of deforestation in Terai, Churia, mid-hills and high mountains - Value chain of forest products - Factors of weak forest governance, policy implementation and law enforcement - Coordination mechanisms among government departments and between GD and other stakeholders <p>2.a.2.ii Synthesis leaflets of studies available in English and Nepali</p> <p>2.a.2.iii Priority list of deforestation and degradation drivers published, that has been discussed among stakeholders</p>				<p><input checked="" type="radio"/> Significant progress</p> <p><input type="radio"/> Progressing well, further development required</p> <p><input type="radio"/> Further development required</p> <p><input type="radio"/> Not yet demonstrating progress</p> <p><input type="radio"/> Non Applicable</p> <p><i>And explain why:</i></p>

Sub-component	Overall progress		Progress against annual targets		Tracking ¹³ (Please select your light rating)
	Planned Milestones	Cumulative Progress Towards Milestones	Expected Annual Target	Achievements of the Annual Target	
	2.a.3.i Study to define statute of tenure rights on forest carbon published 2.a.3.ii Analytical study on natural resource rights and land tenure and implications for benefit sharing mechanism published 2.a.3.iii Action plan to address REDD+ in national regulations and forest sector policy reforms approved by RWG and Apex body				
Subcomponent 2b: REDD+ Strategy Options <i>Purpose: Develop a set of policies and programs for addressing the drivers of deforestation and/or forest degradation</i> <i>Assessment Criteria: (i) selection and prioritization of REDD+ strategy options; (ii) feasibility assessment; (iii) implications for strategy options on existing sectoral policies</i>	O4.1 Approved National REDD+ strategy report published O4.2 R-Package in line with PC adopted assessment framework submitted to the FCPF by 10/2014 2.b.1.i At least 3 reports based on meaningful dialogues and consultative evidence related to REDD+ issues at all levels (national, meso and community) 2.b.1.ii Assessment report of spillover effects of other sectoral policies on strategic options published 2.b.1.iii Feasibility report of selected strategic options published 2.b.1.iv At least one national and 5 regional consultative meetings for endorsement of priority of options				<input checked="" type="radio"/> Significant progress <input type="radio"/> ⚠ Progressing well, further development required <input type="radio"/> Further development required <input type="radio"/> ❌ Not yet demonstrating progress <input checked="" type="radio"/> N/A Non Applicable <i>And explain why:</i>

Sub-component	Overall progress		Progress against annual targets		Tracking ¹³ (Please select your light rating)
	Planned Milestones	Cumulative Progress Towards Milestones	Expected Annual Target	Achievements of the Annual Target	
	<p>2.b.1.v FPIC process with high level of stakeholder consent implemented</p> <p>2.b.2.i At least 4 reports of pilot sites including concerns and issues of key stakeholders consulted according to FPIC process at grass root level</p> <p>2.b.2.ii At least 4 learnings of ER pilot sites included into REDD+ Strategy</p> <p>2.b.2.iii One ER-PIN submitted to PC by 10/2013</p>				
<p>Subcomponent 2c: Implementation Framework</p> <p><i>Purpose: Set out credible and transparent institutional, economic, legal and governance arrangements necessary to implement REDD+ strategy options</i></p> <p><i>Assessment Criteria: (i) adoption and implementation of legislation/regulations; (ii) guidelines for implementation; (iii) benefit sharing mechanism; (iv) national REDD+ registry and system monitoring REDD+ activities</i></p>	<p>O5.1 All relevant institutional structures for REDD+ implementation according to architecture of institutional arrangement in place</p> <p>2.c.1.i Necessary adaptations of legal and regulatory framework necessary for REDD+ implementation and carbon financing made or under way</p> <p>2.c.1.ii Validated design note of architecture of REDD implementation in new federal system available</p> <p>2.c.1.iii REDD+ implementation guidelines for different forest regimes published on website</p>				<p><input checked="" type="radio"/> Significant progress</p> <p><input type="radio"/> Progressing well, further development required</p> <p><input type="radio"/> Further development required</p> <p><input type="radio"/> Not yet demonstrating progress</p> <p><input type="radio"/> Non Applicable</p> <p><i>And explain why:</i></p>

Sub-component	Overall progress		Progress against annual targets		Tracking ¹³ (Please select your light rating)
	Planned Milestones	Cumulative Progress Towards Milestones	Expected Annual Target	Achievements of the Annual Target	
	<p>2.c.2.i Concept, budget, legal provision and inclusive institutional arrangement for Carbon trust fund establishment available by 2015</p> <p>2.c.2.ii Less than 3 months needed to channel international REDD+ funds from arrival at national level to local beneficiaries</p> <p>2.c.3.i Framework for Carbon benefit sharing arrangements validated by all Stakeholders</p> <p>2.c.4.i Clearing house mechanism on REDD+ information functional</p> <p>2.c.4.ii M&E Framework for REDD+ implementation available</p> <p>2.c.4.iii Forest carbon registry is operational and receives first registrations</p>				






Sub-component	Overall progress		Progress against annual targets		Tracking ¹³ (Please select your light rating)
	Planned Milestones	Cumulative Progress Towards Milestones	Expected Annual Target	Achievements of the Annual Target	
<p>Subcomponent 2d: Social and Environmental Impacts</p> <p><i>Purpose: Ensure compliance with the Common Approach and prepare a country specific Environmental and Social Management Framework (ESMF)</i></p> <p><i>Assessment Criteria: (i) analysis of social and environmental safeguard issues; (ii) REDD+ strategy design with respect to impacts; (iii) Environmental and Social Management Framework</i></p>	<p>O6.1 All necessary measures foreseen in ESMF implemented</p> <p>2.d.1.i SESA completed and validated by all stakeholders</p> <p>2.d.1.ii At least 600 participants at 2 national, 1 regional, 3 local level consultations, 6 learning groups with at least 20 men/20 women/20 youth from CSO and IP consulted and trained during SESA process</p> <p>2.d.2.i ESMF developed and approved by Apex body by 3/2014</p> <p>2.d.2.ii Indicators for enhancement of livelihoods of local communities and for biodiversity conservation included in ESMF and REDD+ strategy</p>				<p><input checked="" type="radio"/> Significant progress</p> <p><input type="radio"/> Progressing well, further development required</p> <p><input type="radio"/> Further development required</p> <p><input type="radio"/> Not yet demonstrating progress</p> <p><input type="radio"/> Non Applicable</p> <p><i>And explain why:</i></p>






Sub-component	Overall progress		Progress against annual targets		Tracking ¹³ (Please select your light rating)
	Planned Milestones	Cumulative Progress Towards Milestones	Expected Annual Target	Achievements of the Annual Target	
R-PP Component 3 - Reference Emissions Level/Reference Levels					
<i>Purpose: Development of the general approach to establish a REL/RL Assessment Criteria: (i) demonstration of methodology; (ii) use of historical data, and adjusted for national circumstances; (iii) technical feasibility of the methodological approach, and consistency with UNFCCC/IPCC guidance and guidelines</i>	<p>O7.1 Data submitted to determine ER-payments by 12/2014</p> <p>O7.2 Reports on verification of carbon stocks available by 6/2015</p> <p>3.a.1.i Actual baseline data on deforestation and degradation of forests published by 3/2014</p> <p>3.a.1.ii Baseline data on carbon stocks at national and at pilots on subnational level published by 3/2014</p> <p>3.a.2.i Reference scenarios and emissions modeling according to IPCC guidelines (using at least tier 1 level) published for national, regional, district and selected community levels by 4/2014</p> <p>3.a.3.i Degree of operationality of Carbon emission monitoring unit in DFRS and at sub national level</p> <p>3.a.3.ii At National level 200 people, at regional 500 people District level 500 people and at Community level 1000 people trained in Forest Carbon monitoring at different layers by gender and category of stakeholder</p>				<p><input checked="" type="radio"/> Significant progress</p> <p><input type="radio"/> Progressing well, further development required</p> <p><input type="radio"/> Further development required</p> <p><input type="radio"/> Not yet demonstrating progress</p> <p><input type="radio"/> Non Applicable</p> <p><i>And explain why:</i></p>






Sub-component	Overall progress		Progress against annual targets		Tracking ¹³ (Please select your light rating)
	Planned Milestones	Cumulative Progress Towards Milestones	Expected Annual Target	Achievements of the Annual Target	
R-PP Component 4 – Design a Monitoring System					
Subcomponent 4a: National Forest Monitoring System <i>Purpose: Design and develop an operational forest monitoring system and describe the approach to enhance the system over time</i> <i>Assessment Criteria: (i) documentation of monitoring approach; (ii) demonstration of early implementation; (iii) institutional arrangements and capacities- Forests</i>	O8.1 MRV System complies to international standards O8.2 Data verification reveals no major discrepancies O8.3 At least 5 pilot sites with functional MRV system linked to REDD+ incentive payment 4.a.1.i Forest monitoring manual that describes monitoring of all 5 types of REDD+ activities, leakage, and carbon pools published b 6/2014 4.a.4.ii At least 1200 men and women trained at different layers by gender and category of stakeholders 4.a.1.iii Data from all different forest regimes integrated into one central data base at DFRS by NAFIM 4.a.1.iv 2014 Baseline for periodic (5 yearly) forest cover monitoring reports published				<input checked="" type="radio"/> Significant progress <input type="radio"/> ⚠ Progressing well, further development required <input type="radio"/> Further development required <input type="radio"/> ✖ Not yet demonstrating progress <input checked="" type="radio"/> N/A Non Applicable <i>And explain why:</i>

Sub-component	Overall progress		Progress against annual targets		Tracking ¹³ (Please select your light rating)
	Planned Milestones	Cumulative Progress Towards Milestones	Expected Annual Target	Achievements of the Annual Target	
<p>Subcomponent 4b: Information System for Multiple Benefits, Other Impacts, Governance, and Safeguards</p> <p><i>Purpose: Specify the non-carbon aspects prioritized for monitoring by the country</i></p> <p><i>Assessment Criteria: (i) identification of relevant non-carbon aspects, and social and environmental issues; (ii) monitoring, reporting and information sharing; (iii) Institutional arrangements and capacities – Safeguards</i></p>	<p>4.b.1.i Nepal comes up with its own REDD+ incremental benefit standards by end of 2013</p> <p>4.b.1.ii Nepal specific REDD+ social and environmental standards agreed by end of 2013</p> <p>4.b.1.iii Template for Social, environmental and governance impact monitoring reports based on Nepal specific indicators agreed</p> <p>4.b.1.iv Nepal specific REDD+ PFM and M&E manual for REDD implementation on public domain available</p> <p>4.b.1.v MoU on Multi-Stakeholder mechanism for collection and dissemination of information among stakeholders available</p> <p>4.b.1.vi No of REDD+ M&E trained staff in all participating stakeholders by category and gender (f/m)</p>				<p><input checked="" type="radio"/> Significant progress</p> <p><input type="radio"/> Progressing well, further development required</p> <p><input type="radio"/> Further development required</p> <p><input type="radio"/> Not yet demonstrating progress</p> <p><input checked="" type="radio"/> Non Applicable</p> <p><i>And explain why:</i></p>

Sub-component	Overall progress		Progress against annual targets		Tracking ¹³ (Please select your light rating)
	Planned Milestones	Cumulative Progress Towards Milestones	Expected Annual Target	Achievements of the Annual Target	
R-PP Component 6 – Design a Program Monitoring and evaluation framework					
	6.a.1.i PMF available 6/2013 6.a.1.ii 12 Trimestral reports submitted on reporting deadlines 6.a.1.iii 3 Annual reports (August 30) with biannual update (march 30) submitted to FCPF on reporting deadlines 6.a.1.iv 100% draft progress reports reviewed and commented by relevant stakeholder groups 6.a.1.v 100% achievement of planned project milestones of approved Readiness Preparation grant 6.a.2.i Consulted Midterm progress review submitted by 6/2012 6.a.2.ii Extension proposal for FCPF grant available by 10/2013 6.a.2.iii Independent final review report of R-Package available				<input checked="" type="radio"/> Significant progress <input type="radio"/> Progressing well, further development required <input type="radio"/> Further development required <input type="radio"/> Not yet demonstrating progress <input checked="" type="radio"/> Non Applicable <i>And explain why:</i>

Disbursement rate of FCPF-financed Readiness Fund Grant (>3.2 million USD), in percentage (FCPF M&E Framework 1.3.d; Nepal PMF Indicator 5.a.1.iii):		
	Rate	Tracking
RF Grant - disbursement rate vs. planned disbursements		<p><i>Please select your light rating:</i></p> <p><input checked="" type="radio"/>  Up to 10% variance with plans</p> <p><input type="radio"/>  Between 10 and 25% variance</p> <p><input type="radio"/>  Between 25 and 40 % variance</p> <p><input type="radio"/>  More than 40 % variance</p> <p><input checked="" type="radio"/>  Non Applicable</p>

Disbursement rate of Total R-PP Budget in percentage (FCPF M&E Framework 1.3.d; Nepal PMF Indicator 5.a.1.iv):		
	Rate	Tracking
R-PP Budget - disbursement rate vs. planned disbursements		<p><i>Please select your light rating:</i></p> <p><input checked="" type="radio"/>  Up to 10% variance with plans</p> <p><input type="radio"/>  Between 10 and 25% variance</p> <p><input type="radio"/>  Between 25 and 40 % variance</p> <p><input type="radio"/>  More than 40 % variance</p> <p><input checked="" type="radio"/>  Non Applicable</p>

Implementation rate of M&E activities (FCPF M&E Framework 1.3.c, 1.3.a, 1.A.2; Nepal PMF Indicators 6.a.1.iii, 6.a.2.i, 6.a.2.iii)		
	Rate	Tracking
Semi-annual reporting		<p><i>Please select your light rating:</i></p> <p><input checked="" type="radio"/>  Up to 10% variance with plans</p> <p><input type="radio"/>  Between 10 and 25% variance</p> <p><input type="radio"/>  Between 25 and 40 % variance</p> <p><input type="radio"/>  More than 40 % variance</p> <p><input checked="" type="radio"/>  Non Applicable</p>
Mid-term progress report		
Final Assessment report		

3.2.2. Key elements of performance-based payment systems for emission reductions generated from REDD+ activities

- Outcome level

As a synthesis of the following output level assessments, please briefly specify:	
<p>Are carbon accounting, programmatic elements and pricing operating as planned in your pilot, if relevant (FCPF M&E Framework Indicator 2.A.; Nepal PFM indicators O7.1, 2.c.2.i/ii)</p> <p><u>Please describe progress made:</u></p>	<p><input checked="" type="radio"/> Yes</p> <p><input type="radio"/> Overall yes, but with some discrepancies</p> <p><input type="radio"/> Overall no, but with some positive signs</p> <p><input type="radio"/> No</p> <p><input checked="" type="radio"/> Non Applicable</p>
<p>Is the benefit sharing scheme being implemented according to plans within your pilot, if relevant (FCPF M&E Framework Indicator 2.B., Nepal PFM indicator 2.c.3.i)</p> <p><u>Please describe progress made:</u></p>	<p><input checked="" type="radio"/> Yes</p> <p><input type="radio"/> Overall yes, but with some discrepancies</p> <p><input type="radio"/> Overall no, but with some positive signs</p> <p><input type="radio"/> No</p> <p><input checked="" type="radio"/> Non Applicable</p>
<p>Percentage and/or amount of monetary benefits shared with beneficiaries in approved pilot, if relevant (FCPF M&E Framework Indicator 2.C.; Nepal PFM indicator I4)</p> <p><u>Please describe progress made:</u></p>	<p><input checked="" type="radio"/> Percentage and/or amount targets to be defined</p> <p><input type="radio"/></p> <p><input type="radio"/></p> <p><input type="radio"/></p> <p><input checked="" type="radio"/> Non Applicable</p>

- Output level

Has your country submitted early ideas or ER-Program to the CF and/or others (FCPF M&E Framework 2.3.a; Nepal PFM indicator 2.b.2.iii):	
Yes/No	<u>Please briefly describe the content of these early ideas or ER-Program:</u>

Has your country signed an ERPA (FCPF M&E Framework 2.4.b; Nepal PFM indicator 3.2):	
Yes/No	<u>Please briefly describe the content of this ERPA:</u>

Amount and date of disbursements for ER Program according to plans, if relevant (FCPF M&E Framework 2.4.a; Nepal PFM indicator 5.a.1.vi):	
<u>Date:</u>	<u>Amount provided:</u>
<u>Date:</u>	<u>Amount provided:</u>
<u>Date:</u>	<u>Amount provided:</u>

3.2.3. Engagement of stakeholders to sustain or enhance livelihoods of local communities and to conserve biodiversity within the approach to REDD +





- Outcome level





As a synthesis of the following output level assessments, please describe indicators related to biodiversity conservation and forest community livelihood development included in the ER Program, if relevant (FCPF M&E Framework Indicator 3.A; Nepal PFM Indicators 4.b.1.ii and iii):	
<u>Amount:</u>	<u>Please describe how these funds target biodiversity and forest community livelihood development:</u>

Please provide relevant examples on the inherent social and biodiversity benefits of REDD+, if relevant (FCPF M&E Framework Indicator 3.B; Nepal PFM Indicators 4.b.1.i and 2.d.2.ii):	
<u>Examples of inherent social and biodiversity benefits of REDD+:</u>	

• Output level





Number of examples of actions where IPs, CSOs, and local communities participate actively, if relevant (FCPF M&E Framework 3.1.a; Nepal indicator O2.2):	
#:	<u>Please describe these actions on enhanced livelihoods and BD conservation, and restoration where, IPs and CSOs and local communities participate actively:</u>

Number of IP and REDD country CSO representatives (men/women) having been successfully trained by FCPF training programs (FCPF M&E Framework 3.1.b; Nepal PFM indicator 4.a.1.ii):			
<u>Please list the training conducted:</u>	<u>Duration (# of days)</u>	<u># of participants # of men / # of women</u>	<input checked="" type="radio"/> targets in terms of number of men and women to be trained by country to be defined <input type="radio"/>  <input type="radio"/>  <input type="radio"/>  <input type="radio"/>  Non Applicable

Frequency of meetings of stakeholder engagement platforms (FCPF M&E Framework 3.2.a; Nepal indicator 1.b.3.i):	
<u>Frequency:</u>	<input checked="" type="radio"/> targets in terms of frequency to be defined <input type="radio"/>  <input type="radio"/>  <input type="radio"/>  <input type="radio"/>  Non Applicable

Does your country R-Package (within the national REDD+ strategies and the monitoring systems) and/or ER Program include activities aiming at maintaining or enhancing livelihoods of local communities (FCPF M&E Framework 3.2.b.i):	
<u>Yes/No:</u>	<u>Please describe these activities aiming at maintaining or enhancing livelihoods of local communities:</u>

Does your country R-Package (within the national REDD+ strategies and the monitoring systems) and/or ER Program include activities aiming at conserving biodiversity (FCPF M&E Framework 3.2.b.ii; Nepal PMF indicator 2.d.2.ii):	
Yes/No:	<u>Please describe these activities aiming at conserving biodiversity:</u>

Does your country R-Package and/or ER Program include SESA, an operational Grievance Mechanisms, and an ESMF that captures SESA results(FCPF M&E Framework 3.2.d; Nepal PMF indicators 2.d.1.i + 2.d.2.i)	
Yes/No:	<i>If yes, please select your light rating:</i>
	<input checked="" type="radio"/> Degree of advancement or implementation targets to be defined <input type="radio"/>  <input type="radio"/> <input type="radio"/>  <input type="radio"/> <input type="radio"/>  <input type="radio"/> <input type="radio"/>  Non Applicable
	<u>Please describe the measures implemented:</u>

3.2.4. Knowledge sharing

Has your country developed and published REDD+ knowledge products with FCPF support FCPF: (FCPF M&E Framework 4.1.b; Nepal PMF indicators 1.b.1.i)	
Yes/No:	<u>Please provide the list of published REDD+ knowledge products, if any during reporting period :</u>

How many people have been reached by these knowledge products, if any (FCPF M&E Framework 4.1.c; Nepal PMF counts only participants in workshops/events):	
<u>Overall number by product:</u>	
# of Men:	
# of Women:	

Have some experts of your country participated in any South-south learning activities? If yes, how many (men and women)? (FCPF M&E Framework 4.2.a + b; Nepal PMF indicator 1.b.2.ix)		
<u>Yes/No:</u>	<u>List the South-South learning activities:</u>	<u># of men:</u>
		<u># of women:</u>

4. ISSUES, CHALLENGES AND RISKS

This section should present any problems, difficulties or constraints faced by the country in making progress towards the intended REDD+ results (outputs, outcomes and possible impacts), the main causes and their expected effect on the work plan. Actions that have been taken to overcome or manage these constraints/flaws/problems identified should be stated. Each problem/constraint should be stated as a separate point, along with associated proposed changes in work planning for the next six month/year to address it, as relevant.

It is expected that the country monitors any changes in the assumptions that underpin the logic of intervention of FCPF at the national level and other significant risks that may arise. This section should explain through a narrative any changes in the level of risk associated with the different assumptions, or describe new risks that may have emerged and have a significant bearing on the national work-planning with respect to FCPF support for the next year and beyond, along with the associated measures required to address this change.

5. MAIN LESSONS LEARNED

This section should be used to provide information on important lessons learnt since the beginning of the readiness process. As this is a semi-annual report, it is expected that this section will be fairly substantial, making reference to different lessons learning documents, and/or events developed and dealing with issues of particular interest with respect to readiness of carbon funding under REDD+.

ANNEX 2: STAKEHOLDERS CONSULTED FOR THE ELABORATION OF THE M&E FRAMEWORK

- Mr. Resham Dangi, REDD Cell coordinator
- World Bank: Mr Rajesh Koirala
- World Bank: William Magrath
- Multi-Stakeholder Forum of July 30, 2013
- FECOFUN (comments)